




Pittsburgh Steelers

1976 Media Guide

\$1.00

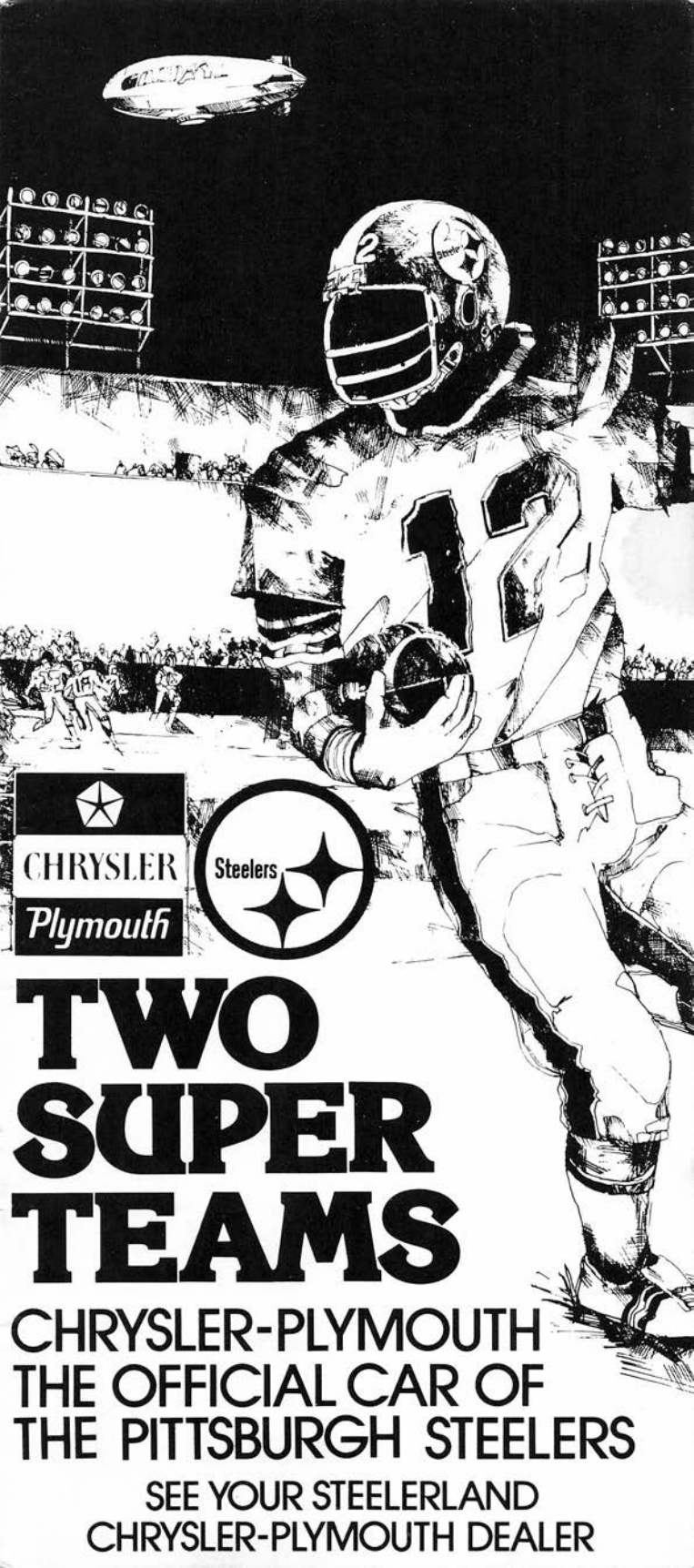


Three's a first

And that's what the Steelers are gunning for this year: the first three-time win ever in Super Bowl history. We know they've got what it takes. Strength. Versatility. Teamwork. Qualities we hope we reflect here at United States Steel. While you're watching the action on the field, check the action on the scoreboard. You just might see the greatest winning streak in history up in lights. (Along with some news about us, U.S. Steel.)




We're involved.



TWO SUPER TEAMS

CHRYSLER-PLYMOUTH
THE OFFICIAL CAR OF
THE PITTSBURGH STEELERS

SEE YOUR STEELERLAND
CHRYSLER-PLYMOUTH DEALER



CHUCK NOLL

Head Coach

In 1976 Chuck Noll can move into a very select circle of coaches by winning a third straight league championship. Only two men—Curly Lambeau (1929-31) and Vince Lombardi (1965-67), both with Green Bay,—have ever won three NFL titles in succession in the 56-year history of the National Football League. A total of eight, including Noll, have had the opportunity by winning two crowns in a row.

When the Steelers won their first title in 1975, it enabled the 44-year old Noll to reach the goal he established when he became the Steeler head coach in 1969. It was a tough and sometimes rocky road.

Chuck had been a success at every level of football in which he had been involved prior to coming to Pittsburgh. As an All State player at Benedictine High School in Cleveland, he earned a scholarship to Dayton where he became a standout and captained the team in his senior year.

The Cleveland Browns selected him on the 21st round of the 1953 draft. Coach Paul Brown used him as a guard for four seasons before moving him to defense as a linebacker for his final three years. In seven seasons with Cleveland, the Browns won five Eastern Conference titles and two of those teams went on to win NFL championships.

In 1960 at the young football age of 27, Noll retired as a player to go into coaching. An assistant's position at Dayton did not materialize so he joined Sid Gillman with the Los Angeles Chargers (now San Diego) in the new American Football League. He was there six years as a defensive assistant. The Chargers won five division titles and two AFL crowns.

In 1966 he joined Don Shula's staff at Baltimore as the defensive backfield coach. In a three year period, the Colts lost just seven regular season games and won the NFL championship in 1968.

Unlike the earlier part of his football career when success and football were synonymous, Noll did not transform the Steelers into immediate winners when he took over. The process was gradual. It took four seasons to turn in a winning record and six to reach the ultimate objective of a league championship.

In the early days, each year was an improvement over the previous one and it was obvious that he was progressing. Out of

necessity, he had to exercise patience, which is one of his many outstanding qualities, as he constructed what was to become the premier team in professional football. He believed the way to build a championship-calibre team was through the college draft.

Utilizing the advantage of drafting high and the input of a very capable personnel department, he astutely went about the job. Beginning with his first draft choice of Joe Greene, he established the pattern he would follow and kept adding quality players. As a result, he assembled a team that is almost completely homegrown. Only five of the players on last year's Super Bowl roster had played for any other NFL team. Of the 22 starters, 21 originally were Steelers.

Once the building process was underway, Noll's coaching talents took over. In addition to the aforementioned patience, he has several other remarkable qualities which have played a major role in his success.

His low-key, scholarly approach has resulted in a noticeable looseness in the squad. He has an easy rapport with the players which enables him to communicate well with them and it is combined with an unquestioned discipline. It is a well-conceived, delicate balance and has been developed by him over many years as a player and assistant coach. Out of this has come a mutual respect between the coach and his players which was very evident in the critical early years and has been enhanced by time and success.

Noll's accomplishments in Pittsburgh are amazing. He has been the major force in turning a losing team into a championship one. He has become a dominant figure in the sport while maintaining a designed degree of anonymity foreign to men of his stature. His formula has become a model for teams facing the same situation the Steelers did in 1969.

The Steelers have made the playoffs four years in a row and during this period their record is a spectacular 43-12-1 in the regular season and 7-2 in the playoffs. It is a team with the capability of continuing at the same pace and a coach who has the capacity to sustain this success.

Chuck's interests outside of football are varied and an interesting reflection of the man. His latest challenge is flying and he owns a plane. He is a classical music devotee, a scuba diver, a wine connoisseur, a food gourmet and even has his own flower garden in which his specialty is growing orchids.

Chuck and his wife Marianne have an 18-year old son, Chris, who is a student at the University of Rhode Island.

CHUCK NOLL'S PRO RECORD

Regular Season

	Won	Lost	Tied	Pct.
1969	1	13	0	.071
1970	5	9	0	.357
1971	6	8	0	.429
1972	11	3	0	.786
1973	10	4	0	.714
1974	10	3	1	.750
1975	12	2	0	.857
	<u>55</u>	<u>42</u>	<u>1</u>	<u>.566</u>

Post Season

1972	1	1	0	.500
1973	0	1	0	.00
1974	3	0	0	1.000
1975	3	0	0	1.000
	<u>7</u>	<u>2</u>	<u>0</u>	<u>.778</u>

Preseason

1969	2	3	0	.400
1970	4	1	0	.800
1971	3	2	0	.600
1972	4	1	1	.750
1973	4	2	0	.667
1974	6	0	0	1.000
1975	3	4	0	.429
	<u>26</u>	<u>13</u>	<u>1</u>	<u>.663</u>



BUD CARSON

Defensive Coordinator

In the four year period that Bud Carson has been with the Steelers, their defense has been the best in the NFL. This has enabled the team to win two league championships and make four straight playoff appearances.

When Bud joined the team in 1972 he was the defensive backfield coach but by the middle of his first season Chuck Noll put him in charge of the entire defense as defensive coordinator, the position he holds now. In that capacity he has been able to develop the Steelers' aggressive defensive style which has been the major factor in their success.

He is the only member of the Steeler staff with head coaching experience above the high school level. He came to the Steelers from Georgia Tech where he had succeeded Bobby Dodd in 1967 after serving as the defensive coordinator the year before. In five years there, Bud had a 27-27 record which included two bowl appearances. His best year was 1970 when Tech had a 9-3 mark.

Carson began his coaching career at Scottdale (Pa.) High in 1955 and in two seasons had a 16-2-1 record. He returned to North Carolina, as an assistant for seven years. He spent one year at South Carolina as the defensive head coach before going to Georgia Tech.

As a player at North Carolina, Bud was an All Southern Conference defensive back for three years. A 30-month stint in the Marines followed college.

Bud is a native of Brackenridge, Pa. He and his wife Linda have two daughters, Dana(16) and Cathy(1), and two sons, Cliff(15) and Gary(14). They live in Upper St. Clair.



DICK HOAK

Offensive Backfield Coach

In his 10-year career, Dick Hoak was one of the most productive players in Steeler history and now is employing the same qualities of hard work and a sharp football mind to accomplish the same thing as the team's offensive backfield coach.

This is his fifth season in his present post and he is one of the best assistants in the NFL. Since being given additional responsibilities in 1974, he has been very instrumental in the Steeler offense's overall improvement.

Hoak gained 3,965 yards rushing during his career and ranks as the Steelers' third all-time leader. Three times he led the team in rushing and in 1968 gained a career-high 858 yards to rank fourth in the league. He had the top game of his career that year against New Orleans when he ran for 166 yards which included a 77-yard TD, the longest in the NFL that year.

At the end of that season, he was named to the Sporting News All Eastern Conference 1st team and selected to play in the Pro Bowl. Later he won the Dapper Dan Award as Pittsburgh's outstanding sports figure for his efforts.

Dick was the Steelers' seventh draft choice in 1961 after he had completed a great career at Penn State where he played both halfback and quarterback. Before rejoining the Steelers as a coach in 1972 he spent one year as a high school coach.

Dick is a native of Jeanette, Pa. and now lives in Greensburg. He and his wife Lynn have two daughters, Kelly(11) and Katie(8), and one son, Richard(4). Dick will be 35 during the season.



GEORGE PERLES
Defensive Line Coach

In the four years George Perles has been the Steelers' defensive line coach, he has been a major factor in the team winning two league titles and being in the playoffs each of those years.

With an easy-going, enthusiastic philosophy, George has developed the defensive line into one of the best in pro football history. He has motivated these great athletes into playing as a unit and by doing this has maximized their exceptional individual talents. He has an extremely warm rapport with his players which has been an important aspect of his success.

The 42-year old Perles has been in coaching since 1961. After serving two years in the Army after high school, he enrolled at Michigan State where he was a two-way tackle in the days of one platoon football. He majored in Physical Education and stayed in school an extra year to earn his master's degree in that field.

His first coaching assignment was in the high school ranks. He spent a year at Chicago St. Rita before returning to his hometown of Detroit to coach St. Ambrose for three years. These two successful stints led to a two year tour at Dayton University.

George returned to Michigan State in 1967 as an assistant. He coached the defensive line for three years and the defensive backs for two. He left there to join the Steelers in 1972 and joined the team as it began its ascent.

George and his wife Sally have a daughter, Kathleen(18), and three sons, Terrence(16), John(13) and Patrick(12). They live in suburban Upper St. Clair.



DAN RADAKOVICH
Offensive Line Coach

A major reason for the success of the Steeler offense has been the improved play of the offensive line. The man responsible for this is Dan Radakovich who is in his fourth season with the team but just his third as Offensive Line Coach. In 1971 he served as the Steelers' defensive line coach.

Although his methods are unorthodox there is no question about his ability as evidenced by the Steeler performance in 1975 when they set team records for rushing and passing percentage. Dan employs a great deal of classroom work. He is a stickler for fundamentals and usually keeps his players on the practice field longer than the other coaches.

Prior to coming to the Steelers for his second tour, the 41-year old Radakovich had spent his entire career as a defensive coach in the college ranks with the exception of the one previous season here.

After graduating from Penn State where he had been a center and linebacker, he joined Rip Engle's staff as a graduate assistant in 1957 and three years later became a full-time member, working mainly with the linebackers. He remained in the same capacity when Joe Paterno succeeded Engle.

In 1970 he left to become the head defensive coach at Cincinnati. The next year he joined the Steelers but departed after one year to return to college coaching. He spent two years as the defensive coordinator at Colorado.

Dan went to Duquesne High where he captained the football and basketball teams. He and his wife Nancy have a son, Dan(17), and three daughters, Lisa(13), Leslie(10) and Lori(8).



LOU RIECKE
Strength Coach

A major reason for the Steelers' success is that as a team they have been physically stronger than most of their opponents. When Chuck Noll added Lou Riecke to his staff as Strength Coach in 1970 this was his objective and the results have been extremely impressive.

Riecke's approach to this continuing project is a basic yet well-conceived plan which he prescribes on a year-round basis. It involves intensive work in the off-season and during training camp and tapers off to a mandatory once a week routine during the regular season.

While this program is primarily designed to increase the strength of the players, it provides the additional benefits of increasing the speed and stamina of the athletes. As a result, the Steelers have developed exceptional team speed and endurance as well as strength.

It was only natural that Lou would eventually find his way into his present position because he is so well-qualified. He has the first-hand experience of being a competitive weightlifter and the educational background to understand its proper application.

In addition to his weightlifting, Riecke was active in football and track in high school and in the latter in college. He attended LSU where he majored in Zoology and Chemistry and went to medical school there for two years.

In 1947 he won the NCAA weightlifting championship and three times took the national YMCA title. He was on the United States team for two world championship meets and was a member of the 1964 Olympic team in Tokyo.

Riecke lives in New Orleans. He and his wife Enid have four daughters, Cindy(24), Ginger(22), Vicki(20) and Lee(17).



JOHN SPEZZAFERRO
Offensive Assistant

After being out of football for 11 years, John Spezzaferro returns to take his first position in pro football. As an offensive assistant, he is the only new member of the Steeler staff.

The 55-year old Spezzaferro has had a successful coaching background in the Ohio high school and college ranks. He and Chuck Noll's paths first crossed when Noll was a player at Dayton and John was the offensive line coach. His three year term there from 1951-53 was his second college post.

After graduating from Heidelberg College where he captained the football team in 1946 and majored in Political Science, he remained for two years as the freshman football coach before moving into a long and distinguished career as a head high school coach in Dayton and Cleveland. In both these cities his teams were annually in the running for city titles. He also had other coaching and administrative duties in this 16-year period. During this time he received his master's degree in Education at Western Reserve. In 1970 the Cleveland Coaches Association honored him with its Golden Deeds Award for his meritorious service.

John's college education was interrupted by World War II. He served three years in the Marines as a squad leader in a Rifle Platoon and was wounded in Okinawa.

For the past 10 years, John has been with the State of Ohio's Department of Personnel as the administrator of their Training and Employment Manpower Programs.

John is a native of Shawmines, Pa. He grew up in Cleveland where he was an outstanding athlete in several sports.



LIONEL TAYLOR **Receiver Coach**

In the seven seasons Lionel Taylor has been the Steelers' Receiver Coach he has earned a reputation as an outstanding teacher in the art of catching a football. He came to the team in 1970 and is the senior member of Chuck Noll's staff.

Lionel had a distinguished 11-year career as a pro player. It began in 1959 with the Chicago Bears. When the rival AFL was formed the following year he went with Denver and blossomed into one of the all-time great receivers before playing his final two seasons with Houston.

His total of 567 receptions is still the fourth best career mark. He led the AFC in receiving in four of its first five years and in 1961 became the first pro player to catch 100 passes in a season. He set records for the most times leading the league in receiving(5) and the most catches in a game(13).

In combining his experiences as a player and a knack for teaching, the 40-year old Taylor has developed the Steeler receiving corps into one of the best in the NFL. He utilizes many innovative techniques which have been very effective. For the most part, he has worked with young players who are in the important early years of their careers when they must adapt to the professional style of play. He has been instrumental in helping these players make a smooth transition and to become outstanding pro players.

Lionel is a native of Kansas City, Mo. but grew up in Lora-do, W. Va. He was an All Frontier Conference flanker at New Mexico Highlands. He and his wife Lorencita have two daughters, Loretta(16) and LaVern(14). They live in McMurray, Pa.



PAUL URAM **Flexibility Coach**

After three years as a part-time member of the Steeler staff, Flexibility Coach Paul Uram became a full-time assistant this season.

The 50-year old Uram has been a pioneer in the field of preparing athletes for competition and is the foremost authority in sports on this subject. His method of stretching drills generally is accepted as superior to the traditional calisthenics long utilized in sports, particularly football.

His primary function is to develop a daily program which will enable each player to be as physically prepared as possible when he takes the field to practice or play a game.

In addition to his duties as Flexibility Coach, Paul works closely with the team's kickers. He also has a variety of other duties which encompass many areas.

In the three previous years Paul has been with the Steelers, the team has had an extremely low injury rate and he has played a major role in this positive statistic. Last season the Steelers were the only NFL team to go through the season without making a change in their 43-man roster.

Uram attended Slippery Rock College where he lettered in football and track. He earned his master's degree in Physical Education at Pitt. He was an outstanding gymnast, winning junior and senior national Sokol titles. He has been elected to the Helms and Western Pennsylvania Halls of Fame.

A native of Butler, Paul has been on the high school faculty there since 1955 before retiring this past year and had coached football and gymnastics. He and his wife Helen have one son, Ron(20).



BOB WIDENHOFER
Linebacker Coach

One of the youngest and most successful assistant coaches in the NFL is Bob (Woody) Widenhofer who, at 33, is in his fourth season with the club.

After being overshadowed by their defensive linemen in the past, the Steeler linebackers received their due recognition in 1975 when all three regulars were selected to the AFC Pro Bowl team and this in turn brought some well-deserved credit to their coach who has done a fine job in helping mold the great defensive unit.

Both Andy Russell and Jack Ham were with the Steelers when Woody arrived in 1973 but the rapid development of Jack Lambert into one of the NFL's best middle linebackers completed what is regarded as the league's top linebacking unit and has been Widenhofer's greatest accomplishment as a coach. From the day Lambert was drafted in 1974, the pair have worked very hard together to fill the missing link in what made a good defense a great one.

Woody was an outstanding high school athlete in Detroit, playing football, baseball and basketball. At Missouri, he won two letters as a linebacker.

His coaching career began in the school ranks, at Holy Redeemer and Nativity High. Both were two year stints in Detroit.

In 1969 Woody joined the staff at Michigan State and spent two years there while earning a master's in Physical Education. He became the defensive coordinator at Eastern Michigan in 1971 and his team was undefeated. The next season he moved to Minnesota.

Woody spent the first ten years of his life in Butler, Pa. He and his wife Sherrill have two daughters, Kimberly(7) and Stacy(5). They live in Upper St. Clair.



RALPH BERLIN
Trainer

Ralph is now in his ninth season as the Steelers' Head Trainer. He played football at Iowa State and began his career as a trainer there. He also has been at DePauw and Kentucky and had pro experience with St. Louis in the NFL. He has a master's degree in Health and Safety and a BS in Physical Education.



TONY PARISI
Equipment Manager

Tony joined the Steelers in 1965 after a career in hockey as a player and a trainer. He is a native Canadian who is primarily responsible for the purchasing, care and reconditioning of the team's equipment and also helps out in the training room.



JACK HART
Field Manager

In the thirty years that Jack Hart has been with the Steelers, he has served in many capacities. Now as the Field Manager he puts in long hours in having the playing fields at St. Vincent College and Three Rivers Stadium well-prepared for the team.

STEELER VETERANS



JIM ALLEN—Cornerback

BIRTHDATE—March 6, 1952
BIRTHPLACE—Clearwater, Florida
HOW ACQUIRED—Draft (4th in '74)
COLLEGE—UCLA
HEIGHT—6-2
WEIGHT—194
NFL EXP.—3
GAMES PLAYED—'74 (14), '75 (14)

PRO: Showed great improvement from first to second season and made a more significant contribution in the Steelers' second straight title drive in 1975 . . . Is now used with confidence and saw considerable playing time as the number one reserve CB on both sides . . . Is frequently used as the fifth DB on passing situations . . . Continued good work on the special teams . . . Had first pro interceptions in back to back games with the Jets and Browns . . . Highlight of his first year was excellent relief job in AFC championship game with Oakland . . . Has ability to be a starter.

COLLEGE: Was a JC All America at Pierce (Calif.) as a TE and DB . . . Two year starter at UCLA . . . Had 10 career interceptions . . . AP and Playboy 1st team All America and All PAC-8 and All West Coast in 1973 . . . Set school record with 100-yard punt return against California . . . Played in North-South and Coaches All America games . . . Sociology major.

PERSONAL: Married (Cora) . . . Lives in Los Angeles . . . Was All City at Los Angeles High in football and swimming.

ALLEN'S PRO RECORD

Regular Season

INTERCEPTIONS	No.	Yds.	Avg.	LG	TD
1975 Pittsburgh AFC	2	0	0.0	0	0

Post Season

INTERCEPTIONS	No.	Yds.	Avg.	LG	TD
1974 Pittsburgh AFC	0	0	0.0	0	0
1975 Pittsburgh AFC	0	0	0.0	0	0
Totals	0	0	0.0	0	0

ALLEN'S SINGLE GAME CAREER HIGHS

Most Ints.—1 (twice) Most Yds. Ints.—0




JOHN BANASZAK—Defensive End

BIRTHDATE—August 24, 1950
BIRTHPLACE—Cleveland, Ohio
HOW ACQUIRED—Free Agent ('75)
COLLEGE—Eastern Michigan
HEIGHT—6-3
WEIGHT—244
NFL EXP.—2
GAMES PLAYED—'75 (14)

PRO: Was the most impressive player in the 1975 Steeler training camp . . . Began regular season as a little used reserve and special teams player . . . Won confidence of the coaching staff with a great second half performance in the first Houston game in place of injured L. C. Greenwood . . . Was in on two sacks and six tackles . . . After that was used more often and played well . . . Had fumble recovery in second Houston game . . . Has good strength and learns well.

COLLEGE: Three year letterman at DE . . . Was co-captain in senior year . . . Led team in tackles in final season . . . Had 19 tackles and 7 sacks in last game against Toledo . . . Recreation major.

PERSONAL: Married (Mary) . . . Has one son (John) . . . Lives in Pittsburgh . . . Was in the Marines for two years before going to college . . . Lettered in football, basketball and track in high school.



ROCKY BLEIER—Running Back

BIRTHDATE—March 5, 1946

BIRTHPLACE—Appleton, Wisconsin

HOW ACQUIRED—Draft (16th in '68)

COLLEGE—Notre Dame

HEIGHT—5-11

WEIGHT—210

NFL EXP.—8

GAMES PLAYED—'68 (10), '70 (1), '71 (6), '72 (14), '73 (12), '74 (12), '75 (11)

PRO: Had an outstanding year in first full season as a starter . . . In spite of missing three games with a hamstring injury he was the team's second leading rusher for the second straight year and ranked 19th in the AFC . . . His 528 yards easily topped his previous career total for six years and the same was true with his 15 receptions . . . Had 163 yards on team record 35 attempts vs. GB for best game by a Steeler since 1970 . . . Also led team in rushing vs. Chicago . . . Had a solid post season series and scored go-ahead TD on a seven yard burst against Baltimore . . . Was a key factor with his blocking in Franco Harris' record year . . . After playing exclusively as a special teams player for the first five years of his career, completed remarkable comeback from Vietnam injuries to win a starting berth in the fifth game of the 1974 season, a move which turned out to be very instrumental in the Steelers winning their first league championship . . . Capped that season with 98 yards vs. Oakland in AFC title game and 65 vs. Minnesota in Super Bowl IX . . . Was drafted by the Army in the midst of his rookie year and missed entire 1969 season while serving . . . Required post-military foot surgery after 1970 training camp which kept him out of all but the final game of that season . . . In 1975 became the second Steeler in three years to win Whizzer White Humanitarian Award for outstanding contributions to team, community and country and also won Vince Lombardi Award from the Wisconsin Pro Football Writers . . . Is serving third year as one of three team player representatives.

COLLEGE: Captain in senior season . . . Three year letterman . . . UPI All Midwest choice in 1967 . . . Business Administration major.

PERSONAL: Married (Aleta) . . . Has one daughter (Samantha) . . . Lives in Pittsburgh . . . Works as an investment banker in the off-season . . . Was in NFL group that toured Far East military bases in 1975 . . . Participated in the Super Star team competition this past off-season . . . Is active worker with several charities . . . Saw combat duty in Vietnam and was awarded Purple Heart, Bronze Star and two campaign ribbons.

BLEIER'S PRO RECORD

Regular Season					
RUSHING	Att.	Yds.	Avg.	LG	TD
1968 Pittsburgh NFL	14	53	3.8	12	0
1972 Pittsburgh AFC	1	17	17.0	17	0
1973 Pittsburgh AFC	3	0	0.0	1	0
1974 Pittsburgh AFC	88	373	4.2	18	2
1975 Pittsburgh AFC	140	528	3.8	17	2
Pro Totals—7 years	246	971	3.9	18	4
RECEIVING	No.	Yds.	Avg.	LG	TD
1968 Pittsburgh NFL	3	68	22.7	54	0
1974 Pittsburgh AFC	7	87	12.3	24	0
1975 Pittsburgh AFC	15	65	4.3	13	0
Pro Totals—7 years	25	220	8.8	54	0
KICKOFF RETURNS	No.	Yds.	Avg.	LG	TD
1968 Pittsburgh NFL	6	119	19.8	27	0
1971 Pittsburgh AFC	1	21	21.0	21	0
1972 Pittsburgh AFC	2	40	20.0	20	0
1973 Pittsburgh AFC	3	47	15.7	20	0
1974 Pittsburgh AFC	3	67	22.3	35	0
Pro Totals—7 years	15	294	19.6	35	0

Continued . . .

Continued . . .

PUNT RETURNS	No.	FC	Yds.	Avg.	LG	TD
1968 Pittsburgh NFL	2	1	13	6.5	14	0
1971 Pittsburgh AFC	0	1	0	0.0	0	0
1972 Pittsburgh AFC	2	1	1	0.5	1	0
1973 Pittsburgh AFC	0	2	0	0.0	0	0
Pro Totals—7 years	4	5	14	3.5	14	0

	Post Season				
RUSHING	Att.	Yds.	Avg.	LG	TD
1974 Pittsburgh AFC	49	208	4.2	23	0
1975 Pittsburgh AFC	37	95	2.6	8	1
Totals	86	303	3.5	23	1

RECEIVING	No.	Yds.	Avg.	LG	TD
1974 Pittsburgh AFC	7	90	12.9	27t	1
1975 Pittsburgh AFC	3	40	13.3	26	0
Totals	10	130	13.0	27t	1

PUNT RETURNS	No.	FC	Yds.	Avg.	LG	TD.
1972 Pittsburgh AFC	0	1	0	0.0	0	0

BLEIER'S SINGLE GAME CAREER HIGHS

Regular Season

Most Yds. Rush.—163 (10-26-75 vs. GB) **Most Rush Atts.**—35 (10-26-75 vs. GB) **Most TDs Rush.**—1 (4 times) **Most Recepts.**—4 (10-12-75 vs. Den.) **Most Yds. Rec.**—54 (9-29-68 vs. Balt.)

Post Season

Most Yds. Rush.—98 (12-29-74 vs. Oak.) **Most Rush. Atts.**—18 (12-29-74 vs. Oak.) **Most Recepts.**—3 (12-22-74 vs. Buf.) **Most Yds. Rec.**—54 (12-22-74 vs. Buf.) **Most TDs Rec.**—1 (12-22-74 vs. Buf.)



MEL BLOUNT—Cornerback

BIRTHDATE—April 10, 1948

BIRTHPLACE—Vidalia, Georgia

HOW ACQUIRED—Draft (3rd in '70)

COLLEGE—Southern

HEIGHT—6-3

WEIGHT—205

NFL EXP.—7

GAMES PLAYED—'70 (14), '71 (14), '72 (14), '73 (14), '74 (13), '75 (14)

PRO: Had one of the best seasons a DB ever had in NFL history in 1975 and was named the league's Defensive Player of the Year by AP and UPI . . . Voted MVP by teammates . . . Selected to every major All Pro and All AFC 1st team including AP, UPI, NEA, Pro Football Weekly, Pro Football Writers, Football News and Sporting News and played in the Pro Bowl for the first time . . . Became the first Steeler in 30 years to lead the NFL outright in interceptions with team record 11 . . . Three times he had two in a game and became just the 11th man in league history to intercept at least one pass in six straight games . . . Now has 23 career interceptions and is tied for third on all-time Steeler list . . . Needs three more to move into second place . . . Is tied for 11th place in AFC in interceptions among active players . . . Continued outstanding play in playoffs with a great steal late in the third quarter against Baltimore and returned it 20 yards to set up go-ahead score . . . Also had fine games against Cliff Branch and Golden Richards in AFC title game and Super Bowl . . . Had a key interception in Super Bowl IX . . . Was used regularly on kickoff returns in 1975 for first time since rookie season when 28.3 average was the second best in Steeler history and his 25.8 career mark is the fourth best . . . Has scored two TDs, one on a 35-yard fumble return against Dallas in 1972 and the other on a 52-yard interception return against Philadelphia in 1974 . . . Improved greatly in recent seasons in play against the run . . . Is exceptionally strong in man-to-man coverage . . . Had been Honorable Mention All AFC for three years prior to last season.

COLLEGE: Played both S and CB . . . Selected to Sporting News, Pro Scouts and Pittsburgh Courier All America teams in 1969 . . . Team MVP final two seasons . . . Physical Education major.

PERSONAL: Married (Leslie) . . . Has one daughter (Tanisia) . . . Lives in Slidell, La. . . . Raises quarter horses on a farm he owns in Georgia . . . Has participated in Super Stars team competition the past two years.

BLOUNT'S PRO RECORD

BLOUNT'S PRO RECORD						
Regular Season						
INTERCEPTIONS	No.	Yds.	Avg.	LG	TD	
1970 Pittsburgh AFC	1	4	4.0	4	0	
1971 Pittsburgh AFC	2	16	8.0	16	0	
1972 Pittsburgh AFC	3	75	25.0	34	0	
1973 Pittsburgh AFC	4	82	20.5	24	0	
1974 Pittsburgh AFC	2	74	37.0	52t	1	
1975 Pittsburgh AFC	11	121	11.0	47	0	
Pro Totals—6 years	23	372	16.2	52t	1	
KICKOFF RETURNS	No.	Yds.	Avg.	LG	TD	
1970 Pittsburgh AFC	18	535	29.7	91	0	
1971 Pittsburgh AFC	4	76	19.0	23	0	
1974 Pittsburgh AFC	5	152	30.4	60	0	
1975 Pittsburgh AFC	8	139	17.4	23	0	
Pro Totals—6 years	35	902	25.8	91	0	
PUNT RETURNS	No.	FC	Yds.	Avg.	LG	TD
1970 Pittsburgh AFC	1	0	52	52.0	52	0
Post Season						
INTERCEPTIONS	No.	Yds.	Avg.	LG	TD	
1974 Pittsburgh AFC	1	10	10.0	10	0	
1975 Pittsburgh AFC	1	20	20.0	20	0	
Totals	2	30	15.0	20	0	
KICKOFF RETURNS	No.	Yds.	Avg.	LG	TD	
1974 Pittsburgh AFC	2	56	28.0	42	0	
1975 Pittsburgh AFC	3	64	21.3	27	0	
Totals	5	120	24.0	42	0	
BLOUNT'S SINGLE GAME CAREER HIGHS						
Regular Season						
Most Ints.—2 (3 times) Most Yds. Ints.—52 (11-3-74 vs. Phil.) Most TDs—1 (11-3-74 vs. Phil.) Most KO Ret.—3 (twice) Most Yds. KO Ret.—113 (10-3-70 vs. Clev.)						
Post Season						
Most Ints.—2 (twice) Most Yds. Ints.—20 (12-27-75 vs. Balt.) Most KO Ret.—3 (1-18-76 vs. Dal.) Most Yds. KO Ret.—64 (1-18-76 vs. Dal.)						

TERRY BRADSHAW—Quarterback



BIRTHDATE—September 12, 1948
BIRTHPLACE—Shreveport, Louisiana
HOW ACQUIRED—Draft (1st in '70)
COLLEGE—Louisiana Tech
HEIGHT—6-3
WEIGHT—200
NFL EXP.—7
GAMES PLAYED—'70 (13), '71 (14), '72 (14), '73 (10), '74 (8), '75 (14)

PRO: Had his finest season in 1975 and reached potential predicted for him when he was the first player chosen in the 1970 NFL draft . . . Led the Steelers to their second straight league title, becoming the youngest QB to do so since John Unitas in 1958-59, and their fourth straight playoff appearance . . . Received All Pro recognition for the first time as he was named the Football News NFL Player of the Year and was selected to the UPI All AFC 2nd team . . . Elected as the starter for the AFC Pro Bowl squad but did not play because of an injury suffered in the Super Bowl . . . Became the Steelers' all-time leader in passing yardage (9579), passing attempts (1513), and completions (754) and needs two more TD passes to take over the lead in that department . . . Set a team record for percentage (57.7%) and completed better than 60% of his passes in six regular season games . . . Established a career high for TD passes (18) and a low for interceptions (9) . . . Had the fourth best passer rating in the NFL for his highest finish ever . . . Matched single game high by throwing for

Continued . . .

Continued . . .

three TDs in the first Houston game, including game-winner with 38 seconds to play . . . Was a standout in the Super Bowl for the second straight year, throwing two TD passes to tie a game record . . . Has completed 57% of his passes in the last two postseasons . . . Turning point of his career probably came when he regained starting job in 1974 after not playing in the first six regular season games . . . Is still a very effective runner but picks his spots and does not run as often as he did in earlier years when he led AFC QBs in rushing in 1971 and 1972 . . . His 21 TDs rushing is third highest in team history . . . Has become very adept at calling plays on the line . . . Team has won 37 of the last 45 regular season games he has started and seven of nine postseason games . . . Best statistical game of his career was against Miami in 1971 when he completed 25 of 36 passes for 253 yards and 3 TDs . . . In that game he hit on 10 straight passes and 18 of 19 in the same stretch . . . Set team single season attempts (373) and completion (203) records in 1971 . . . Topped NFL in interceptions in his first year with 24 . . . Has opportunity to become winningest QB in Super Bowl history and eventually could win more league titles than any QB in NFL history.

COLLEGE: Holds all school passing and total offense records . . . Completed 52.5% of his passes for 7,149 yards and 42 TDs . . . Was co-captain in his senior year . . . 1st team AP College Division, Coaches and Time All America teams . . . 2nd team UPI and Sporting News . . . Played in North-South game and was MVP in Senior Bowl . . . Liberal Arts major.

PERSONAL: Married (JoJo) . . . Lives in Grand Cane, Louisiana where he owns and manages a 400-acre cattle ranch . . . Began a promising career as a country and western singer this past off-season . . . Is very active in Fellowship of Christian Athletes . . . His wife was a former star with the Ice Capades.

BRADSHAW'S PRO RECORD

Regular Season								
PASSING	Att.	Comp.	Pct.	Yds.	LG	TD	Int.	Rtg.
1970 Pittsburgh AFC	218	83	38.1	1410	87t	6	24	30.2
1971 Pittsburgh AFC	373	203	54.4	2259	49	13	22	59.6
1972 Pittsburgh AFC	308	147	47.7	1884	78t	12	12	64.1
1973 Pittsburgh AFC	180	89	49.4	1183	67	10	15	54.7
1974 Pittsburgh AFC	148	67	45.3	785	56	7	8	55.1
1975 Pittsburgh AFC	286	165	57.7	2055	59	18	9	88.2
Pro Totals—6 years	1513	754	49.8	9579	87t	66	90	60.1
RUSHING	Att.	Yds.	Avg.	LG	TD			
1970 Pittsburgh AFC	32	233	7.3	22	1			
1971 Pittsburgh AFC	53	247	4.7	39	5			
1972 Pittsburgh AFC	58	346	6.0	20t	7			
1973 Pittsburgh AFC	34	145	4.3	21	3			
1974 Pittsburgh AFC	34	224	6.6	34	2			
1975 Pittsburgh AFC	35	210	6.0	27	3			
Pro Totals—6 years	246	1405	5.7	39	21			
Post Season								
PASSING	Att.	Comp.	Pct.	Yds.	LG	TD	Int.	Rtg.
1972 Pittsburgh AFC	35	16	45.7	255	60t	3	3	63.2
1973 Pittsburgh AFC	25	12	48.0	167	26t	2	3	57.0
1974 Pittsburgh AFC	50	29	58.0	394	35	3	1	94.9
1975 Pittsburgh AFC	57	32	56.1	527	64t	3	5	72.0
Totals	167	89	53.3	1343	64t	11	12	71.8
RUSHING	Att.	Yds.	Avg.	LG	TD			
1972 Pittsburgh AFC	4	24	6.0	12	0			
1973 Pittsburgh AFC	3	15	5.0	8	0			
1974 Pittsburgh AFC	13	99	7.6	18	0			
1975 Pittsburgh AFC	9	60	6.7	16	1			
Totals	29	198	6.8	18	1			

BRADSHAW'S SINGLE GAME CAREER HIGHS

Regular Season

Most Atts.—40 (10-1-72 vs. St. L.) **Most Comps.—**25 (twice) **Most Yds. Pass.—**279 (10-24-71 vs. Houston) **Most TDs—**3 (3 times) **Most Ints.—**4 (5 times) **Most Yds. Rush.—**99 (11-25-74 vs. NO) **Most Rush. Atts.—**9 (3 times) **Most TDs Rush.—**2 (2 times).

Post Season

Most Atts.—25 (3 times) Most Comps.—15 (1-4-76 vs. Oak.) Most Yds. Pass.—215 (1-4-76 vs. Oak.) Most TDs Pass.—2 (twice) Most Ints.—3 (twice) Most Yds. Rush.—48 (12-22-74 vs. Buf.) Most Rush. Atts.—5 (twice).

BRADSHAW'S GAME BY GAME PASSING

1970						1971					
Opp.	Att.	Cp.	Yds.	TD	Int.	Opp.	Att.	Cp.	Yds.	TD	Int.
Hou.*	16	4	70	0	1	at Chi.*	24	10	129	0	4
at Den.*	26	13	211	0	1	Cin.*	30	18	249	2	1
at Cle.*	29	13	207	0	3	SD*	24	15	175	0	0
Buf.*	12	3	24	0	0	at Cle.*	27	12	126	2	1
at Hou.*	17	8	208	1	3	at KC*	39	20	269	0	2
at Oak.*	27	12	138	1	4	Hou.*	32	21	279	0	3
Cin.*	12	4	40	0	0	at Balt.*	35	20	187	1	1
NYJ	DNP					Cle.*	11	4	70	0	1
KC	19	8	74	1	3	at Mia.*	36	25	253	3	2
at Cin.*	19	8	101	0	3	NYG*	20	12	75	1	0
Cle.	9	4	197	2	0	Den.*	17	6	68	0	0
GB	20	3	110	1	4	at Hou.*	31	14	111	0	3
at Atl.	12	3	30	0	2	at Cin.	13	6	105	2	0
at Phi.	0	0	0	0	0	LA*	34	20	163	2	4
Totals	218	83	1410	6	24	Totals	373	203	2259	13	22
1972						1973					
Opp.	Att.	Cp.	Yds.	TD	Int.	Opp.	Att.	Cp.	Yds.	TD	Int.
Oak.*	17	7	124	1	3	Det.*	23	15	154	2	1
at Cin.*	34	18	170	0	0	Clev.*	14	5	140	1	1
at St. L.*	40	25	229	1	1	at Hou.*	17	9	159	1	2
at Dal.*	39	12	166	0	1	SD*	16	7	99	1	1
Hou.*	19	9	70	1	0	at Cin.*	14	9	106	0	1
NE*	11	7	173	0	1	NYJ*	18	8	119	0	1
at Buf.*	17	9	93	1	1	Cin.*	7	3	37	0	1
Cin.*	20	10	190	3	1	Wash.	DNP				
KC	20	8	92	0	3	at Oak.	DNP				
at Cle.*	21	10	136	1	1	Den.	DNP				
Minn.*	19	7	93	1	1	at Cle.	DNP				
Cle.	17	9	162	1	0	at Mia.	35	14	117	2	3
at Hou.*	11	4	37	0	0	Hou.*	20	11	117	2	4
at SD*	23	12	152	1	1	at St.*	16	8	135	1	0
Totals	308	147	1887	12	12	Totals	180	89	1183	10	15
Oak.**	25	11	175	1	1	at Oak.**	25	12	167	2	3
Mia.***	10	5	82	1	2						
1974						1975					
Opp.	Att.	Cp.	Yds.	TD	Int.	Opp.	Att.	Cp.	Yds.	TD	Int.
Balt.	DNP					at SD	24	21	227	2	0
at Den.	DNP					Buf.	8	3	69	0	1
Oak.	2	1	11	0	1	at Clev.	8	7	151	1	0
at Hou.	DNP					Den.	26	16	191	2	0
at KC	DNP					Chi.	22	11	146	0	0
Cle.	DNP					at GB	22	12	84	0	0
Atl.*	21	9	130	0	2	at Cin.	24	13	130	2	2
Phi.*	22	12	146	1	0	Hou.	28	17	219	3	1
at Cin.*	35	13	140	0	1	KC	24	16	204	2	1
at Cle.	DNP					at Hou.	16	13	168	1	2
at NO*	19	8	80	2	2	at NYJ	22	9	120	2	0
Hou.*	20	6	60	1	1	Clev.	25	11	135	2	0
at NE*	16	10	86	1	1	Cin.	23	13	149	1	1
Cin.*	13	8	132	2	0	at LA	10	3	28	0	1
Totals	148	67	785	7	8	Totals	286	165	2055	18	9
Buf.**	19	12	203	1	0	Balt.**	13	8	103	0	2
at Oak.***	17	8	95	1	1	Oak.***	25	15	215	1	3
Minn.***	14	9	96	1	0	Dal.***	19	9	209	2	0

*Started

**AFC Playoff Game

***AFC Championship Game

****Super Bowl

*Started

**AFC Playoff Game

***AFC Championship Game

****Super Bowl

BRADSHAW VS. OTHER NFL TEAMS

Team	G	Att.	Comp.	Pct.	Yds.	LG	TD	Int.	Tkd.	Yds.
Atlanta	2	33	12	36.4	160	29	0	4	3	26
Baltimore	1	35	20	57.1	187	31	1	1	3	32
Buffalo	3	37	15	40.5	186	59	1	2	5	50
Chicago	2	46	21	45.6	275	42	0	4	2	20
Cincinnati	12	244	123	50.4	1583	67	12	11	22	204
Cleveland	9	161	75	46.6	1324	81	10	7	24	215

Continued . . .

Dallas	1	39	12	30.8	166	32	0	1	3	24
Denver	3	69	35	50.7	470	43	2	1	7	59
Detroit	1	23	15	65.2	154	24	2	1	0	0
Green Bay	2	42	15	35.7	194	87	1	4	0	0
Houston	11	227	116	51.1	1498	67	10	20	31	295
Kansas City	4	102	52	50.9	639	49	3	9	7	63
Los Angeles	2	44	23	52.2	191	20	2	5	2	17
Miami	2	71	39	54.9	370	30	5	5	4	34
Minnesota	1	19	7	36.8	93	43	1	1	1	7
New England	2	27	17	62.9	259	52	2	1	3	28
New Orleans	1	19	8	42.1	80	31	2	2	2	18
New York Giants	1	20	12	60.0	75	19	1	0	1	15
New York Jets	2	40	17	42.5	239	44	2	1	3	18
Oakland	3	46	20	43.4	273	57	2	8	8	62
Philadelphia	1	22	12	54.5	146	35	1	0	1	9
St. Louis	1	40	25	62.5	229	38	1	1	2	20
San Diego	4	91	55	60.4	653	40	4	2	7	60
San Francisco	1	16	8	50.0	135	50	1	0	4	29
Totals	74	1513	754	49.8	9579	87	66	91	145	1305

LARRY BROWN—Tight End

BIRTHDATE—June 16, 1949

BIRTHPLACE—Jacksonville, Florida

HOW ACQUIRED—Draft (5th in '71)

COLLEGE—Kansas

HEIGHT—6-4

WEIGHT—229

NFL EXP.—6

GAMES PLAYED—'71 (13), '72 (9), '73 (14), '74 (14), '75 (14)



PRO: Started every game in 1975 for the second straight season and continued outstanding all-around play . . . Has shown consistent improvement in all areas since becoming a starter, particularly in running ability after making a catch . . . Fell one short of his career-high of 17 receptions but averaged 15.3 yards per catch, a high figure for a TE . . . His strength is still blocking ability which fits well with Steeler ball-control style . . . Set a career single game high with seven catches in first Houston win which was the most by a Steeler in 1975 . . . Played well in postseason but did not have as good a series statistically as he did in 1974 when he led team in receiving and climaxed first Super Bowl win with the clinching TD against the Vikings.

COLLEGE: Co-captain in 1970 and winner of Ray Evans Award for all-around excellence . . . 1st team Pro Football Weekly All America . . . Was used at DE, OT, LB and TE . . . Played in North-South Shrine and College All Star games . . . Education major.

PERSONAL: Married (Vanessa) . . . Has one daughter (Tiffany) . . . Lives in Pittsburgh . . . Works in a Pittsburgh hospital as a dental assistant and plans to go to Dental School.

BROWN'S PRO RECORD

Regular Season					
RECEIVING	No.	Yds.	Avg.	LG	TD
1971 Pittsburgh AFC	1	3	3.0	3	1
1972 Pittsburgh AFC	1	13	13.0	13	1
1973 Pittsburgh AFC	5	88	17.6	45	0
1974 Pittsburgh AFC	17	190	11.2	35	1
1975 Pittsburgh AFC	16	244	15.3	27	1
Pro Totals—5 years	40	538	13.5	45	4
Post Season					
RECEIVING	No.	Yds.	Avg.	LG	TD
1972 Pittsburgh AFC	1	9	9.0	9	0
1974 Pittsburgh AFC	6	115	19.2	30	1
1975 Pittsburgh AFC	3	29	9.7	13	0
Totals	10	153	15.3	30	1

BROWN'S SINGLE GAME CAREER HIGHS

Regular Season

Most Receptions—7 (11-9-75 vs. Hou.) **Most Yds. Rec.**—93 (11-9-75 vs. Hou.) **Most TDs**—1 (4 times).

Post Season

Most Receptions—3 (1-12-75 vs. Minn.) **Most Yds. Rec.**—49 (1-12-75 vs. Minn.) **Most TDs**—1 (1-12-75 vs. Minn.).



JIM CLACK—Guard

BIRTHDATE—October 26, 1947
BIRTHPLACE—Rocky Mount, North Carolina
HOW ACQUIRED—Free Agent ('70)
COLLEGE—Wake Forest
HEIGHT—6-3
WEIGHT—250
NFL EXP.—6
GAMES PLAYED—'71 (14), '72 (14), '73 (12), '74 (13), '75 (14)

PRO: Continued steady improvement at new position in 1975 and is becoming a standout there . . . Completed transition to guard which began in midseason of previous year and started every game . . . Usually plays three quarters and does equally well on either side . . . Before 1974 had been a center sharing the regular job with Ray Mansfield for three seasons with each alternating quarters . . . Did not make the grade in pro football until third try . . . Was too light as a rookie in 1969 and played with Norfolk in the Continental League . . . Added 35 pounds on strength program and made taxi squad the following year . . . Is one of the team's hardest workers and trains year-round . . . Is an intelligent athlete who will continue to improve.

COLLEGE: Three year letterman as C, LB and DT . . . Won Bill George Award as best blocker in Atlantic Coast Conference in 1968 . . . Won freshman numerals in basketball and track . . . Honor Student . . . History major.

PERSONAL: Married (Becky) . . . Lives in Washington, Pa. . . Participated in first Super Star team competition in 1975 . . . Chairman of the 1976 Heart Fund in Washington County and is involved in politics on a county level.



MIKE COLLIER—Running Back

BIRTHDATE—September 21, 1953
BIRTHPLACE—Baltimore, Maryland
HOW ACQUIRED—Draft (14th in '75)
COLLEGE—Morgan State
HEIGHT—5-11
WEIGHT—200
NFL EXP.—2
GAMES PLAYED—'75 (14)

PRO: Is best RB prospect the Steelers have had since Franco Harris in 1972 . . . Forte is tremendous speed and acceleration . . . Was used mostly on kickoff returns and ranked ninth in AFC . . . His 94-yard return against Green Bay was the first KO return for a TD by a Steeler since 1969 and third longest in team history . . . Had a 43-yard return against Oakland in the AFC championship game which gave Steelers field position at a critical time . . . Was used in the postseason games as a punt returner . . . Was very effective as a RB on infrequent opportunities and had best average of any Steeler RB . . . Scored short TDs on two of first three pro carries.

COLLEGE: Three year letterman who did not start until senior year when he ran for 557 yards on 114 carries and a 4.9 average . . . Also returned kickoffs and punts . . . Physical Education major.

PERSONAL: Single . . . Lives in Baltimore.

COLLIER'S PRO RECORD

Regular Season					
KICKOFF RETURNS	No.	Yds.	Avg.	LG	TD
1975 Pittsburgh AFC	22	523	23.8	94t	1
RUSHING	No.	Yds.	Avg.	LG	TD
1975 Pittsburgh AFC	21	124	5.9	23	3
RECEIVING	No.	Yds.	Avg.	LG	TD
1975 Pittsburgh AFC	1	7	7.0	0	0

Continued . . .

	Post Season					
KICKOFF RETURNS	No.	Yds.	Avg.	LG	TD	
1975 Pittsburgh AFC	3	82	27.3	43	0	
PUNT RETURNS	No.	FC	Yds.	Avg.	LG	TD
1975 Pittsburgh AFC	2	1	17	8.5	17	0
RUSHING	Att.	Yds.	Avg.	LG	TD	
1975 Pittsburgh AFC	0	0	0.0	0	0	

COLLIER'S SINGLE GAME CAREER HIGHS**Regular Season**

Most KO Rets.—3 (3 times) **Most Yds. KO Rets.**—94 (10-26-75 vs. GB)
Most TDs KO Rets.—1 (10-26-75 vs. GB) **Most Rush. Atts.**—4 (11-24-75 vs. Hou.) **Most Yds. Rush.**—26 (11-16-75 vs. KC) **Most TDs Rush.**—1 (3 times).

Post Season

Most KO Rets.—2 (1-4-76 vs. Oak.) **Most Yds. KO Rets.**—57 (1-4-76 vs. Oak.) **Most Punt Rets.**—1 (twice) **Most Yds. Punt Rets.**—17 (12-27-75 vs. Balt.)

**SAM DAVIS—Guard**

BIRTHDATE—July 4, 1944
BIRTHPLACE—Ocilla, Georgia
HOW ACQUIRED—Free Agent ('67)
COLLEGE—Allen
HEIGHT—6-1
WEIGHT—255
NFL EXP.—10
GAMES PLAYED—'67 (14), '68 (14), '69 (12), '70 (14), '71 (12), '72 (11), '73 (12), '74 (11), '75 (14)

PRO: Made strong recovery in 1975 from foot injury which sidelined him for most of the second half of the previous season . . . Had been a major factor in the Steelers' turnaround and is one of the few players remaining from the pre-Noll era . . . Now shares playing time with Clack and Mullins . . . Major quality is consistent level of play, especially against top opposition . . . Still does a fine job on special teams where he was a standout before becoming a regular in 1970 . . . Is one of the hardest workers on the team . . . Is offensive captain.

COLLEGE: Played all line positions on both offense and defense . . . Team's MVP in 1966 . . . All Southwest Intercollegiate Conference 1st team in senior year . . . Lettered in track . . . Physical Education major.

PERSONAL: Married (Gladys) . . . Has two daughters (Vanessa and Tami) . . . Lives in Pittsburgh . . . Works for H. J. Heinz Co. in sales and marketing.

**GLEN EDWARDS—Safety**

BIRTHDATE—July 31, 1947
BIRTHPLACE—St. Petersburg, Florida
HOW ACQUIRED—Free Agent ('71)
COLLEGE—Florida A & M
HEIGHT—6-0
WEIGHT—185
NFL EXP.—6
GAMES PLAYED—'71 (8), '72 (12), '73 (14), '74 (14), '75 (14)

PRO: Rated by his defensive teammates as an indispensable player . . . Is the smallest and lightest man on the unit but is a very physical player who symbolizes the team's defensive big-play style . . . Had another banner year in 1975 . . . Played in the Pro Bowl for the first time and was named to UPI All AFC 2nd team for the second time . . . Intercepted three passes for 68 yards in returns to push career total

to 441 which is second best in Steeler history . . . Added an interception in the end zone on the final play of the Super Bowl which was the second year in a row he came up with a key play in the title game . . . His vicious tackle on Minnesota's John Gilliam the previous year which resulted in an interception was the biggest defensive play in Super Bowl IX . . . Is a fearless punt returner who has made just eight fair catches in the last three seasons while returning 75 punts . . . Ranked seventh in the AFC in 1975 and had the highest average of his career . . . Has been in the conference's top ten in three of the last four years . . . Became the Steelers' career leader in 1975 in punt return yardage with 933 and upped all-time leading team total to 98 returns . . . In 1973 had an 86-yard interception return against Houston which was the longest in AFC that year and second longest in Pittsburgh history . . . Was voted MVP by teammates in 1974 . . . Only free agent starter on Steeler defense . . . Very durable . . . Has not missed a game since becoming a starter.

COLLEGE: Four year letterman as a running back . . . Ran 75 yards for a TD the first time he carried the ball in college . . . Played under the legendary Jake Gaither . . . Won two letters in track as a sprinter . . . Education major.

PERSONAL: Married (Shirley) . . . Has one son (Landrick) and one daughter (Tanisia) . . . Lives in St. Petersburg . . . Nickname is "Pine."

EDWARDS' PRO RECORD

Regular Season

Regular Season						
INTERCEPTIONS	No.	Yds.	Avg.	LG	TD	
1971 Pittsburgh AFC	1	20	20.0	20	0	
1972 Pittsburgh AFC	1	14	14.0	14	0	
1973 Pittsburgh AFC	6	186	31.0	86t	1	
1974 Pittsburgh AFC	5	153	30.6	59	1	
1975 Pittsburgh AFC	3	68	22.7	47	0	
Pro Totals—5 years	16	441	27.6	86t	2	
PUNT RETURNS	No.	FC	Yds.	Avg.	LG	TD
1971 Pittsburgh AFC	1	0	0	0.0	0	0
1972 Pittsburgh AFC	22	19	202	9.2	52	0
1973 Pittsburgh AFC	34	5	336	9.9	44	0
1974 Pittsburgh AFC	16	0	128	8.0	19	0
1975 Pittsburgh AFC	25	3	267	10.7	25	0
Pro Totals—5 years	98	27	933	9.5	52	0
KICKOFF RETURNS	No.	Yds.	Avg.	LG	TD	
1971 Pittsburgh AFC	9	198	22.0	29	0	
1972 Pittsburgh AFC	1	18	18.0	18	0	
1973 Pittsburgh AFC	1	10	10.0	10	0	
1974 Pittsburgh AFC	2	31	15.5	19	0	
Pro Totals—5 years	13	257	19.8	29	0	

Post Season

INTERCEPTIONS		No.	Yds.	Avg.	LG	TD	
1972 Pittsburgh AFC		1	28	28.0	28	0	
1975 Pittsburgh AFC		1	35	35.0	35	0	
Totals		2	63	31.5	35	0	
PUNT RETURNS		No.	FC	Yds.	Avg.	LG	TD
1972 Pittsburgh AFC		4	3	44	11.0	21	0
1973 Pittsburgh AFC		1	0	20	20.0	20	0
1974 Pittsburgh AFC		5	0	30	6.0	15	0
1975 Pittsburgh AFC		4	0	39	9.8	16	0
Totals		14	3	133	9.5	21	0

EDWARDS' SINGLE GAME CAREER HIGHS

Regular Season

Most Ints.—2 (10-13-74 vs. KC) **Most Yds. Ints.—86** (9-30-73 vs. Hou.)
Most TDs—1 (twice) **Most Punt Ret.—5** (3 times) **Most Yds. Punt Ret.—96** (10-21-73 vs. NYJ).

Post Season

Most Ints.—1 (twice) **Most Yds. Ints.—35** (1-18-76 vs. Dal.) **Most Punt Ret.—3** (12-23-72 vs. Oak.) **Most Yds. Punt Ret.—39** (12-23-72 vs. Oak.)



JOHN FUQUA—Running Back

BIRTHDATE—September 12, 1946

BIRTHPLACE—Detroit, Michigan

HOW ACQUIRED—Trade (NYG - '70)

COLLEGE—Morgan State

HEIGHT—5-11

WEIGHT—200

NFL EXP.—8

GAMES PLAYED—'69 (14), '70 (14), '71 (14), '72 (13), '73 (11), '74 (9), '75 (14)

PRO: After suffering disabling injuries the previous two seasons, made a strong comeback in 1975 as the third running back . . . Started three games and became the Steelers' fifth all-time rushing leader . . . Needs 393 yards to move into fourth place . . . Broken collarbone in 1973 kept him out of three games and sidelined him when he was leading the team in rushing . . . Wrist injuries the following year benched him for the final four league games and the playoffs . . . Enters 1976 season as the AFC's 16th leading active rusher . . . Holds team single game rushing mark with 218 yards vs. Philadelphia in 1970 which included TD runs of 85 and 72 yards . . . Was fifth in AFC in rushing that year and led NFL with a 5.0 rushing average . . . His 4.2 career mark is third best in Steeler history . . . Is team record holder for receptions by a back with 49 in 1971 when he was fourth in AFC . . . Led team in rushing in 1970 and 1971 and in scoring in 1970 . . . Is fourth all-time team leader in TDs rushing with 20 . . . Came to Steelers with LB Henry Davis from the Giants in 1970 for QB Dick Shiner . . . Was NY's 11th draft choice in 1969.

COLLEGE: All CIAA three seasons . . . Was switched from high school guard position to halfback . . . Lettered in track and swimming . . . Honor student . . . Business major.

PERSONAL: Married (Doris) . . . Lives in Detroit . . . Nickname is Frenchy . . . One of the outstanding dressers in sports although he is much more conservative than he once was . . . Made Far East tour of military bases in 1972.

FUQUA'S PRO RECORD

Regular Season

RUSHING	Att.	Yds.	Avg.	LG	TD
1969 NY Giants NFL	20	89	4.5	35	0
1970 Pittsburgh AFC	138	691	5.0	85t	7
1971 Pittsburgh AFC	155	625	4.0	30	4
1972 Pittsburgh AFC	150	665	4.4	47	4
1973 Pittsburgh AFC	117	457	3.9	25	2
1974 Pittsburgh AFC	50	156	3.2	14	2
1975 Pittsburgh AFC	74	285	3.9	18	1

Pro Totals—7 years 704 2968 4.2 85t 20

RECEIVING	No.	Yds.	Avg.	LG	TD
1969 NY Giants NFL	3	11	3.7	6	0
1970 Pittsburgh AFC	23	289	12.6	57t	2
1971 Pittsburgh AFC	49	427	8.7	40	1
1972 Pittsburgh AFC	18	152	8.4	28	0
1973 Pittsburgh AFC	17	150	8.8	22	0
1974 Pittsburgh AFC	6	68	11.3	18	0
1975 Pittsburgh AFC	18	146	8.1	21	0

Pro Totals—7 years 134 1243 9.3 57t 3

KICKOFF RETURNS	No.	Yds.	Avg.	LG	TD
1969 NY Giants NFL	20	399	20.0	31	0
1973 Pittsburgh AFC	1	22	22.0	22	0
1975 Pittsburgh AFC	1	0	0.0	0	0

Pro Totals—7 years 21 421 20.0 31 0

PUNT RETURNS	No.	FC	Yds.	Avg.	LG	TD
1971 Pittsburgh AFC	1	0	0.0	0	0	0

Post Season

RUSHING	Att.	Yds.	Avg.	LG	TD
1972 Pittsburgh AFC	24	72	3.0	12	0
1973 Pittsburgh AFC	3	13	4.3	10	0

Totals 27 85 3.1 12 0

RECEIVING	No.	Yds.	Avg.	LG	TD
1972 Pittsburgh AFC	1	11	11.0	11	0
1973 Pittsburgh AFC	4	52	13.0	25	0
Totals	5	63	12.6	25	0


FUQUA'S SINGLE GAME CAREER HIGHS

Regular Season

Most Yds. Rush.—218 (12-20-70 vs. Phil.) **Most Rush. Atts.**—30 (11-7-71 vs. Clev.) **Most TDs Rush.**—2 (twice) **Most Recepts.**—8 (twice) **Most Yds. Rec.**—116 (11-29-70 vs. Clev.) **Most TDs Rec.**—1 (3 times)

Post Season

Most Yds. Rush.—47 (12-31-72 vs. Mia.) **Most Rush. Atts.**—16 (12-23-72 vs. Oak.) **Most Recepts.**—4 (12-22-73 vs. Oak.) **Most Yds. Rec.**—52 (12-22-73 vs. Oak.)



STEVE FURNESS—Def. Tackle

BIRTHDATE—December 5, 1950

BIRTHPLACE—Providence, Rhode Island

HOW ACQUIRED—Draft (5th in '72)

COLLEGE—Rhode Island

HEIGHT—6-4

WEIGHT—255


NFL EXP.—5

GAMES PLAYED—'72 (2), '73 (6), '74 (14), '75 (14)

PRO: Made the Steeler front four a five man unit in 1975 with his great play and became a dominant figure as a replacement for Joe Greene . . . Started six games in the regular season and one against Baltimore in the playoffs . . . Was third on the team in QB sacks with 6½ and as a regular had more than any other player . . . Had a two game stretch against Houston and KC when he had four . . . Was outstanding in the second half of the Super Bowl against Dallas and led all Steeler linemen in tackles with 10 . . . Prior to last season was used mainly on the special teams and had only one starting assignment in his first three seasons . . . Can also play DE but is more valuable on the inside where his exceptional strength is most suitable . . . Could start with many other NFL teams.

COLLEGE: All New England and All Yankee Conference in 1971 . . . Played FB, TE, DE and OT . . . Lettered in track as a hammer thrower and passed up the 1972 Olympic trials to play with the Steelers . . . Honor student . . . Physical Education major.

PERSONAL: Married (Deborah) . . . Lives in Washington, Pa.



REGGIE GARRETT—Wide Receiver

BIRTHDATE—November 22, 1951

BIRTHPLACE—Silsbee, Texas

HOW ACQUIRED—Free Agent ('74)

COLLEGE—Eastern Michigan

HEIGHT—6-1

WEIGHT—172

NFL EXP.—3

GAMES PLAYED—'74 (14), '75 (14)

PRO: After being used exclusively as a special teams player in rookie season, he started three games in 1975 because of injuries to other WRs and during this stretch was the team's leading receiver with 10 catches . . . Had scored first pro TD earlier against Cleveland on a 45-yarder from Joe Gilliam . . . Continued excellent play on punt and kickoff coverage as an outside man . . . Became very adept at downing punts deep in the opponents' territory.

COLLEGE: Attended New Mexico Highlands for three years before school dropped football . . . Caught 97 passes there, including 51 in 1972 when he led the NAIA . . . Played final year at Eastern Michigan where he had 43 receptions and 11 TDs . . . Political Science major.

PERSONAL: Single . . . Lives in Pittsburgh.

Continued . . .

GARRETT'S PRO RECORD**Regular Season**

RECEIVING	No.	Yds.	Avg.	LG	TD
1974 Pittsburgh AFC	0	0	0.0	0	0
1975 Pittsburgh AFC	13	178	13.7	45t	1
Pro Totals—2 years	13	178	13.7	45t	1

Post Season

RECEIVING	No.	Yds.	Avg.	LG	TD
1974 Pittsburgh AFC	0	0	0.0	0	0
1975 Pittsburgh AFC	0	0	0.0	0	0
Totals	0	0	0.0	0	0

GARRETT'S SINGLE GAME CAREER HIGHS**Regular Season**

Most Recepts.—4 (10-26-75) vs. GB) **Most Yds. Rec.**—84 (10-5-75 vs. Clev.) **Most TDs Rec.**—1 (10-5-75 vs. Clev.)

ROY GERELA—Placekicker

BIRTHDATE—April 2, 1948

BIRTHPLACE—Sarrail, Alberta, Canada

HOW ACQUIRED—Waivers (Hou. - '71)

COLLEGE—New Mexico State

HEIGHT—5-10

WEIGHT—185

NFL EXP.—8

GAMES PLAYED—'69 (14), '70 (14), '71 (14), '72 (14), '73 (14), '74 (14), '75 (14)



PRO: Is Steelers' all-time leading scorer with 508 points and has a career total of 671 points which is the 19th highest in NFL history . . . Another 90-point season in 1976 will move him up five more places . . . Is currently sixth active scorer in the NFL and fourth in the AFC . . . Also holds Steeler career records for most field goals (109), most field goal attempts (159), most extra points (175), most extra point attempts (181) and FG percentage (68.6%) and season records for points (123), most field goals (29), most field goal attempts (46) . . . Is only Steeler to ever score 100 points in a season and only one to lead conference in scoring . . . Accomplished the first in 1972 (119) and 1973 (123) and the latter in 1973 and 1974 . . . Led AFC in FGs from 1972 through 1974 . . . Shares Steeler record of four FGs in a game with Lou Michaels . . . Has done it five times, most recently in 1974 against Cleveland . . . Finished third in scoring in the AFC in 1975 and field goal percentage of 81% was best of his career . . . His last-minute 29-yarder vs. GB won that game . . . Has received All Pro honors four straight years and was named to the UPI All AFC 2nd team last season . . . Played in Pro Bowl in 1973 and 1975 . . . Kicked FGs in 18 straight games during the 1972-73 seasons . . . Had extra point string of 106 snapped against Minnesota in 1972 . . . Came to Steelers on waivers from Houston shortly before the start of the 1971 season . . . Was Oilers' fourth draft choice in 1969 . . . Holds Houston record of five FGs in one game vs. Miami in 1969 . . . Longest FG of pro career was 50-yarder for Oilers in rookie season . . . Also punted in first year and averaged 40.4 . . . Wears contact lenses.

COLLEGE: Three year regular as DB and punter . . . Did not placekick until senior year . . . Lettered in baseball and soccer . . . Education major.

PERSONAL: Single . . . Lives in Port Coquitlam, B.C. . . Went to high school in Hawaii . . . Brother Ted who is placekicker with British Columbia in Canadian Football League and signed this year with the new NFL franchise in Seattle.

GERELA'S PRO RECORD**Regular Season**

FIELD GOALS	1-19	20-29	30-39	40-49	over 50
1969 Houston AFL	9-9	5-6	3-11	1-8	1-6
1970 Houston AFC	5-5	4-5	6-8	3-14	0-0

1971 Pittsburgh AFC	5-6	5-7	4-7	3-6	0-1
1972 Pittsburgh AFC	9-9	8-10	8-12	3-9	0-1
1973 Pittsburgh AFC	9-10	10-12	5-9	5-12	0-0
1974 Pittsburgh AFC	0-0	8-9	8-12	4-6	0-1
1975 Pittsburgh AFC	4-4	7-7	5-7	1-2	0-1
Pro Totals—7 years	41-43	47-56	39-66	20-57	1-10
SCORING	PAT		FG		Total
1969 Houston AFL	29-29		19-40		86
1970 Houston AFC	23-23		18-32		77
1971 Pittsburgh AFC	27-27		17-27		78
1972 Pittsburgh AFC	35-36		28-41		119
1973 Pittsburgh AFC	36-37		29-43		123
1974 Pittsburgh AFC	33-35		20-29		93
1975 Pittsburgh AFC	44-46		17-21		95
Pro Totals—7 years	227-233		148-233		671
	Post Season				
FIELD GOALS	1-19	20-29	30-39	40-49	over 50
1972 Pittsburgh AFC	2-2	1-1	0-0	0-1	0-1
1974 Pittsburgh AFC	0-0	3-4	0-1	0-0	0-0
1975 Pittsburgh AFC	1-1	0-0	2-4	0-2	0-0
Totals	3-3	4-5	2-5	0-3	0-1
SCORING	PAT		FG		Total
1972 Pittsburgh AFC	3-3		3-5		12
1973 Pittsburgh AFC	2-2		0-0		2
1974 Pittsburgh AFC	7-9		3-5		16
1975 Pittsburgh AFC	6-8		3-7		15
Totals	18-22		9-17		45
GERELA'S SINGLE GAME CAREER HIGHS					
Regular Season					
Most Pts.—16 (9-28-69, Hou. vs. Mia.) Most FGs—5 (9-28-69, Hou. vs. Mia.) Most XPs—5 (twice).					
Post Season					
Most Pts.—8 (12-22-74 vs. Buf.) Most FGs—2 (twice) Most XPs—4 (12-27-75 vs. Balt.)					



GORDON GRAVELLE—Off. Tackle

BIRTHDATE—June 12, 1949

BIRTHPLACE—Oakland, California

HOW ACQUIRED—Draft (2nd in '72)

COLLEGE—Brigham Young

HEIGHT—6-5

WEIGHT—250

NFL EXP.—5

GAMES PLAYED—'72 (14), '73 (6), '74 (14), '75 (14)

PRO: Has overcome early-career knee problems to make tremendous progress the last two years as he became a starter and Steelers won two titles . . . Played a major part in the team's improved pass protection which has been reflected in greater success in this area and a more balanced offense . . . Forte has always been pass blocking and now his overall game has come up to that level . . . Considering experience and difficulty of position he is very advanced and if he continues steady improvement can become one of the premier players there . . . Made NFL All Rookie team in 1972 but surgery after that season and an injury early in 1973 slowed his bid to become a regular.

COLLEGE: Western Athletic Conference Lineman of the Year in 1971 . . . Playboy and Kickoff 1st team and AP, UPI and NEA team All America . . . Played in East-West, Senior Bowl and College All Star games . . . Business Administration major.

PERSONAL: Married (Molly) . . . Has one daughter (Kristi) and one son (Benjy) . . . Lives in Pittsburgh . . . Attends Duquesne Graduate School at night.



JOE GREENE—Defensive Tackle

BIRTHDATE—September 24, 1946

BIRTHPLACE—Temple, Texas

HOW ACQUIRED—Draft (1st in '69)

COLLEGE—North Texas State

HEIGHT—6-4

WEIGHT—275

NFL EXP.—8

GAMES PLAYED—'69 (14), '70 (14), '71 (14), '72 (14), '73 (14), '74 (14), '75 (10)

PRO: Experienced frustrating season in 1975 with a succession of injuries which kept him out of four regular season games and reduced his playing time in three others . . . Missed the playoff game with Baltimore and could not go all the way against Oakland and Dallas in other postseason games . . . Troubles began with freak knee sprain in warmup prior to New Orleans preseason game but he came back to All Pro form before suffering pulled groin in first Cincinnati game . . . This ended regular season consecutive game string at 91 and then a pinched nerve in left shoulder the second Houston game destroyed the rest of his season . . . Although restricted in his physical contributions he was able to provide inspirational leadership from sidelines and dressing room . . . Continued streak of playing in the Pro Bowl every year of his career by being picked for the seventh straight time . . . Testimony to his greatness was selection to the AP, UPI, Pro Football Writers and Pro Football Weekly All AFC 1st teams and to the AP, NEA and Football News All NFL 2nd teams in spite of missing so much playing time . . . Has been a consensus All NFL selection since 1971 and All AFC pick since 1970 . . . Was a driving force in the Steelers' first title year of 1974 and led midseason move when Steelers won seven out of eight games to clinch division race . . . Recovered fumble and lateraled for winning TD in first Steeler victory in Cleveland in ten years . . . Followed this with a great postseason series, intercepting a pass and recovering a fumble in Super Bowl IX . . . Was named the NFL's Most Valuable Defensive Player by AP, Pro Football Weekly and Pro Football Writers . . . Voted Pittsburgh's Outstanding Sports Figure in 1974 by the Dapper Dan Club . . . Won the league's Most Valuable Defensive Player Award for the first time in 1972 when he led team with career-high 11 sacks, including five in one game against Houston . . . AP NFL Defensive Rookie of the Year in 1969 . . . Was the first player drafted when Chuck Noll became the Steeler coach and the initial move in the building of a championship team . . . Was the first defensive player chosen that year and the fourth selected in the entire draft . . . Has exceptional leadership qualities to go with supreme physical assets of speed, quickness and strength.

COLLEGE: Consensus All America 1st team in 1968 . . . Unanimous choice as the top defensive lineman in the nation that year . . . 1st team All Missouri Valley Conference for three years . . . MVC Athlete of the Year in 1968 . . . Played in East-West game and was voted the Outstanding South lineman in the Senior Bowl . . . Selected but did not play in the College All Star and Coaches All America games . . . Physical Education major.

PERSONAL: Married (Agnes) . . . Has two sons (Charles and Edward) and one daughter (Jo Quel) . . . Lives in the Dallas suburb of Duncanville . . . Spends the off-season making personal appearances and is an excellent speaker.



L. C. GREENWOOD—Defensive End

BIRTHDATE—September 8, 1946

BIRTHPLACE—Canton, Mississippi

HOW ACQUIRED—Draft (10th in '69)

COLLEGE—Arkansas AM&N

HEIGHT—6-6½

WEIGHT—250


NFL EXP.—8

GAMES PLAYED—'69 (14), '70 (12), '71 (14), '72 (13), '73 (14), '74 (14), '75 (14)

PRO: In spite of playing almost the entire 1975 season on two bad ankles, played in every game and maintained his role as the NFL's premier DE . . . Was named to more All NFL 1st teams including AP, NEA, Pro Football Weekly, Pro Football Writers and Football News, than any other DE in the league . . . It was the second straight year he was accorded this honor . . . Also selected to AP and Sporting News All AFC 1st teams and to UPI 2nd team . . . Played in the Pro Bowl for the third straight year . . . Had six QB sacks to run regular season career total to 38½ . . . Seems to be at his best in the big games and had an outstanding postseason with hit on Baltimore's Lydell Mitchell providing inspirational lift when team was behind . . . Followed up great performance in Super Bowl IX when he batted down three passes with another stellar outing in Super Bowl X . . . Had three sacks against Dallas in that game . . . Very adept at recovering fumbles and has 11 in his career . . . Led NFL in opponents' fumbles recovered with five in 1971 which equalled a team record . . . Has exceptional quickness and speed which are his greatest assets but also has become stronger in recent years and can overpower people . . . His great height and long arms make it very difficult to pass over him . . . Has been a very important factor in the Steelers' great success . . . Wears contact lenses.

COLLEGE: Three year regular as DE and DT . . . Ebony All America and Defensive MVP in senior year . . . Went to college on an academic scholarship . . . Vocational Education major.

PERSONAL: Single . . . Lives in Pittsburgh . . . Taught school earlier in his career during the off-seasons . . . Does volunteer work with the National Alliance of Business . . . Was in the Super Star team competition in 1975 and 1976.



RANDY GROSSMAN—Tight End

BIRTHDATE—September 20, 1953

BIRTHPLACE—Philadelphia, Pa.

HOW ACQUIRED—Free Agent ('74)

COLLEGE—Temple

HEIGHT—6-1

WEIGHT—215

NFL EXP.—3

GAMES PLAYED—'74 (14), '75 (14)

PRO: Increased playing time considerably in 1975 . . . Played extensively as an additional blocker on third and short situations as well as taking regular turn on all special teams . . . Scored first pro TD against Buffalo and had big game against LA with three catches, all for first downs . . . Was outstanding in the playoffs . . . Made four clutch catches in AFC title game vs. Oakland . . . Scored first Steeler TD in Super Bowl X on a rollout from Bradshaw . . . Has great hands and uncanny ability to get open . . . Is a very determined runner after making the catch . . . His versatility has made him a very valuable reserve.

COLLEGE: Three year starter . . . Had career total of 89 receptions for 1,505 yards and 10 TDs and was team's leading receiver as a senior . . . Made 1st team All East and All Pennsylvania and 3rd team AP All America in his final year . . . Played in North-South Shrine game . . . English Education major.

COLLEGE: Married (Anne) . . . Has one son (Oliver Daniel) . . . Lives in Ardmore, Pa.

Continued . . .

GROSSMAN'S PRO RECORD**Regular Season**

RECEIVING	No.	Yds.	Avg.	LG	TD
1974 Pittsburgh AFC	13	164	12.6	32	0
1975 Pittsburgh AFC	11	135	12.3	21	1
Pro Totals—2 years	24	299	12.5	32	1

Post Season

RECEIVING	No.	Yds.	Avg.	LG	TD
1974 Pittsburgh AFC	0	0	0.0	0	0
1975 Pittsburgh AFC	5	43	8.6	14	1
Totals	5	43	8.6	14	1

GROSSMAN'S SINGLE GAME CAREER HIGHS**Regular Season**

Most Receptions—5 (9-22-74 vs. Den.) **Most Yds. Rec.**—52 (9-22-74 vs. Den.) **Most TDs**—1 (9-28-75 vs. Buf.)

Post Season

Most Receptions—4 (1-4-76 vs. Oak.) **Most Yds. Rec.**—36 (1-4-76 vs. Oak.) **Most TDs**—1 (1-18-76 vs. Dal.)

**JACK HAM—Linebacker**

BIRTHDATE—December 23, 1948

BIRTHPLACE—Johnstown, Pa.

HOW ACQUIRED—Draft (2nd in '71)

COLLEGE—Penn State

HEIGHT—6-1

WEIGHT—225

NFL EXP.—6

GAMES PLAYED—'71 (14), '72 (14), '73 (13), '74 (14), '75 (14)

PRO: Is the premier outside linebacker in the NFL and in 1975 for the second straight year was the only player in the league at his position to be selected to every All NFL 1st team which included AP, NEA, Pro Football Weekly, Pro Football Writers and Football News . . . Was also named to AP, UPI, Sporting News and Pro Football Writers All AFC 1st teams . . . Selected as the NFL Defensive Player of the Year by Pro Football Weekly . . . Has been an All Pro since 1972 and has been elected to the AFC Pro Bowl team three straight years but could not play in 1974 because of a pulled muscle . . . Is a major reason for the Steelers' defensive success . . . Combines great athletic ability with an uncanny knack of anticipation which enables him to make seemingly impossible plays, both against the run and on pass defense . . . In 1972 and 1974 led all NFL LBs in interceptions and is tied with Andy Russell for team all-time career high at his position . . . The pair are fourth in career interceptions among active AFC LBs . . . Has four postseason interceptions and is all-time Pittsburgh leader in this department . . . Led team in opponents' fumbles recovered in 1972 with four . . . Has scored two TDs on a 32-yard interception vs. NE in 1972 and a fumble recovery vs. Houston in 1973 . . . Has been a starter since rookie season . . . With Greene and Greenwood forms one of the strongest left sides in pro football history . . . Is probably the best of the many great LBs Penn State has provided the NFL . . . If he continues present rate of excellence he will be a strong candidate for the Hall of Fame.

COLLEGE: Three year letterman . . . Defensive captain in senior year . . . Selected to AP, UPI, NEA, Pro Football Weekly, Sporting News and Time 1st team All America in 1970 . . . Starred in 1969 and 1970 Orange Bowls . . . Named Outstanding Defensive Player in the Hula Bowl and played in the East-West game . . . Insurance and Real Estate major.

PERSONAL: Married (Joanne) . . . Lives in Pittsburgh . . . Wife teaches in the Upper St. Clair school system . . . Participated in team Super Star competition in 1976.

Continued . . .

HAM'S PRO RECORD

Regular Season

INTERCEPTIONS	No.	Yds.	Avg.	LG	TD
1971 Pittsburgh AFC	2	4	2.0	4	0
1972 Pittsburgh AFC	7	83	11.9	32t	1
1973 Pittsburgh AFC	2	30	15.0	27	0
1974 Pittsburgh AFC	5	13	2.6	10	0
1975 Pittsburgh AFC	1	2	2.0	2	0
Pro Totals—5 years	17	132	7.7	32t	1

Post Season

INTERCEPTIONS	No.	Yds.	Avg.	LG	TD
1972 Pittsburgh AFC	1	0	0.0	0	0
1974 Pittsburgh AFC	2	19	9.5	19	0
1975 Pittsburgh AFC	1	6	6.0	6	0
Totals	4	25	6.3	19	0

HAM'S SINGLE GAME CAREER HIGHS

Regular Season

Most Ints.—2 (10-13-74 vs. KC) **Most Yds. Ints.**—32 (10-22-72 vs. NE)
Most TDs—1 (10-22-72 vs. NE)

Post Season

Most Ints.—2 (12-29-74 vs. Oak.) **Most Yds. Ints.**—19 (12-29-74 vs. Oak.)



TERRY HANRATTY—Quarterback

BIRTHDATE—January 19, 1948

BIRTHPLACE—Butler, Pa.

HOW ACQUIRED—Draft (2nd in '69)

COLLEGE—Notre Dame

HEIGHT—6-1

WEIGHT—195

NFL EXP.—8

GAMES PLAYED—'69 (8), '70 (13), '71 (6), '72 (2), '73 (9), '74 (3), '75 (1)

PRO: Has played in just four league games, three in 1974 and one in 1975, the past two years and saw brief action in two playoff games last year . . . Had best season in 1973 when he started four games and played in nine . . . Threw pro high of eight TD passes that season, including at least one in six straight games . . . Wrist injury in his fourth start that season in the 11th game sidelined him for the year after playing several games with a painful rib injury . . . Played more than half of the 1972 AFC title game vs. Miami after seeing action in just two regular season games as he sat out seven games with a hamstring injury . . . Had six starts and played in 13 games, both career highs, in 1970 . . . Threw for 132 yards in one quarter against Cleveland in first pro game . . . Has a 6-11 record in 17 career starts . . . Is a good student of the game who makes a significant contribution on the sidelines . . . Has excellent play-calling ability and reads defenses well.

COLLEGE: Three year starter . . . Unanimous All America in 1968 . . . All time Notre Dame passing leader with 304 completions in 550 attempts . . . Still holds six career, three season and two game records . . . Second in total offense with 4,738 yards . . . Passed for 27 TDs and ran for 16 . . . Had knee operation during final season . . . Started in 1969 College All Star game . . . Economics major.

PERSONAL: Married (Rosemary) . . . Has three daughters (Kelly Ann and twins Rebecca and Jennifer) . . . Lives in Pittsburgh.

HANRATTY'S PRO RECORD

Regular Season

PASSING	Att.	Cp.	Pct.	Yds.	LG	TD	Int.	Rtg.
1969 Pittsburgh NFL	126	52	41.3	716	41	8	13	41.6
1970 Pittsburgh AFC	163	64	39.3	842	72t	5	8	46.3
1971 Pittsburgh AFC	29	7	24.1	159	40	2	3	33.3
1972 Pittsburgh AFC	4	2	50.0	23	14	0	0	28.2
1973 Pittsburgh AFC	69	31	44.9	643	53t	8	5	86.6
1974 Pittsburgh AFC	26	3	11.5	95	35	1	5	15.4
1975 Pittsburgh AFC	0	0	0.0	0	0	0	0	0.0
Pro Totals—7 years	417	159	38.2	2478	72t	24	34	43.8

Continued . . .

RUSHING	Att.	Yds.	Avg.	LG	TD
1969 Pittsburgh NFL	10	106	10.6	31	0
1970 Pittsburgh AFC	4	-5	-1.3	0	0
1971 Pittsburgh AFC	1	3	3.0	3	1
1973 Pittsburgh AFC	3	0	0.0	0	0
1974 Pittsburgh AFC	1	-6	-6.0	-6	0
1975 Pittsburgh AFC	1	0	0.0	0	0
Pro Totals—7 years	20	98	4.9	31	1

Post Season

PASSING	Att.	Cp.	Pct.	Yds.	LG	TD	Int.	Rtg.
1972 Pittsburgh AFC	10	5	50.0	57	24	0	0	—

HANRATTY'S GAME BY GAME PASSING

1969

Opp.	Att.	Cp.	Yds.	TD	Int.	Opp.	Att.	Cp.	Yds.	TD	Int.
at Clev.	11	6	132	2	3	Clev.*	22	11	149	0	1
Wash.*	28	11	156	1	2	at Minn.	8	3	13	1	1
GB*	23	14	183	3	3	at St. L.	11	3	61	1	2
at Chi.*	6	1	5	0	1	Dal.*	17	3	17	0	0
Totals						Totals	126	52	716	8	13

1970

Opp.	Att.	Cp.	Yds.	TD	Int.	Opp.	Att.	Cp.	Yds.	TD	Int.
Hou.	14	6	93	1	0	KC*	12	3	35	0	2
at Den.	4	2	29	0	0	at Cin.	23	7	69	0	1
Buf.	10	4	26	1	0	Clev.*	8	6	69	1	0
at Hou.	5	1	8	0	1	GB*	14	5	33	0	1
at Oak.	10	3	44	0	0	at Atl.*	16	5	80	0	3
Cin.	11	7	128	1	0	at Phil.*	15	7	105	0	0
NYG*	21	7	123	1	0	Totals	163	64	842	5	8

1971

Opp.	Att.	Cp.	Yds.	TD	Int.	Opp.	Att.	Cp.	Yds.	TD	Int.
Hou.	1	0	0	0	1	Den.	12	3	32	1	1
Clev.	10	3	93	1	0	at Hou.	2	0	0	0	0
at Mia.	1	0	0	0	1	at Cin.*	3	1	34	0	0
Totals						Totals	29	7	159	2	3

1972

Opp.	Att.	Cp.	Yds.	TD	Int.	Opp.	Att.	Cp.	Yds.	TD	Int.
NE	3	2	23	0	0	at SD	1	0	0	0	0
Totals						Totals	4	2	23	0	0
						Mia.***	10	5	57	0	0

1973

Opp.	Att.	Cp.	Yds.	TD	Int.	Opp.	Att.	Cp.	Yds.	TD	Int.
Clev.	1	1	53	1	0	Wash.*	9	5	54	2	2
at Hou.	2	0	0	0	0	at Oak.*	19	6	86	1	1
SD	7	2	46	1	1	Den.*	19	10	217	1	0
NYJ	4	2	33	1	0	at Clev.*	1	1	27	0	0
Cin.	7	4	127	1	1	Totals	69	31	643	23	29

1974

Opp.	Att.	Cp.	Yds.	TD	Int.	Opp.	Att.	Cp.	Yds.	TD	Int.
Balt.	6	1	32	0	0	Hou.	5	0	0	0	0
at Clev.*	15	2	63	1	3	Totals	26	3	95	1	5

1975

Opp.	Att.	Cp.	Yds.	TD	Int.	Opp.	Att.	Cp.	Yds.	TD	Int.
at Clev.	0	0	0	0	0	Totals	0	0	0	0	0
*Started						Oak.***	0	0	0	0	0
AFC Championship Game						Dal.*	0	0	0	0	0
****Super Bowl											

HANRATTY'S SINGLE GAME CAREER HIGHS

Regular Season

Most Atts.—28 (10-26-69 vs. Wash.) **Most Comps.**—14 (11-2-69 vs. GB)
Most Yds. Pass.—217 (11-18-73 vs. Den.) **Most TDs**—3 (11-2-69 vs. GB)
Most Ints.—3 (3 times) **Most Yds. Rush.**—54 (11-16-69 vs. Clev.) **Most Rush. Atts.**—5 (11-16-69 vs. Clev.) **Most TDs Rush.**—1 (12-12-71 vs. Cin.)

Post Season

Most Atts.—10 (12-31-72 vs. Mia.) **Most Comps.**—5 (12-31-72 vs. Mia.)



FRANCO HARRIS—Running Back

BIRTHDATE—March 7, 1950

BIRTHPLACE—Fort Dix, New Jersey

HOW ACQUIRED—Draft (1st in '72)

COLLEGE—Penn State

HEIGHT—6-2

WEIGHT—225

NFL EXP.—5

GAMES PLAYED—'72 (14), '73 (12), '74 (12), '75 (14)

Continued . . .

Continued . . .

PRO: Last year became the fourth player in pro football history to rush for 4,000 yards in first four seasons and his total of 4,005 is second best in Steeler history, 378 yards behind John Henry Johnson . . . His 1975 total of 1,246 was second best in NFL and highest ever for a Steeler . . . Was the third time in his four year career he topped the thousand-mark which makes him just the ninth player to do it three or more times . . . Had six 100-yard games, all in the last eight games of the regular season, to raise career total to 19 which ties him with Washington's Larry Brown for the seventh highest in pro history . . . Needs five more to move into fifth place . . . Continued pattern of playing his best in the big games with regular season career high of 157 against then-unbeaten Cincinnati and 149 in the second Houston game in a very emotional setting . . . Has been leading rusher in eight of nine postseason games he has played, including 111 yards vs. Oakland in 1974 AFC title game, Super Bowl record 158 yards vs. Minnesota in 1975 and AFC playoff record 153 yards vs. Baltimore last year . . . Was named the MVP in Super Bowl IX . . . Also holds Super Bowl records of single game (34) and career (61) carries and is second in career yardage (240) . . . Equalled career-high of 10 TDs rushing which is a team mark and now holds team career record of 28 . . . Has team mark for career rushing average at 4.7 . . . Selected to UPI, Pro Football Weekly and Sporting News All AFC 1st teams and to AP, NEA, Pro Football Writers and Football News All NFL 2nd teams in 1975 . . . Played in Pro Bowl for the fourth straight year . . . Had a sensational first season when he was named AFC Rookie of the Year in 1972 . . . Was fifth player in pro football to gain 1,000 yards in first season . . . Was fourth in rushing in the AFC and had highest average per attempt of any regular RB in the NFL . . . Led NFL with seven 100-yard games, including six in a row . . . Throughout his career has been very productive in the second half of the season and has led team in rushing for four straight years . . . The Steelers have been in the playoffs every season he has been with the team . . . Enters the 1976 season as the AFC's fifth leading active rusher.

COLLEGE: Three year letterman . . . Gained 2,002 yards on 380 rushes for 5.3 average and 24 TDs . . . Is fifth leading rusher in school history . . . Top game was against Boston College in 1969 when he ran for 136 yards and 3 TDs . . . Scored four TDs vs. Iowa in 1971 . . . Led team in scoring in 1970 with 48 points . . . Was 2nd team All East and AP Honorable Mention All America in 1969 . . . Played in 1970 Orange Bowl and 1972 Cotton Bowl . . . Scored 2 TDs in Senior Bowl and played in College All Star game . . . Hotel and Restaurant Management major.

PERSONAL: Single . . . Lives in Pittsburgh . . . Was part of NFL group that toured military bases in the Far East in 1974 . . . Participated in individual Super Star competition in 1974 and 1975 and team competition in 1975 and 1976 . . . Was a high school All American . . . Is one of nine children . . . Father is a retired Army career man.

HARRIS' PRO RECORD

Regular Season					
RUSHING	Att.	Yds.	Avg.	LG	TD
1972 Pittsburgh AFC	188	1055	5.6	75t	10
1973 Pittsburgh AFC	188	698	3.7	35	3
1974 Pittsburgh AFC	208	1006	4.8	54	5
1975 Pittsburgh AFC	262	1246	4.8	36	10
Pro Totals—4 years	846	4005	4.7	75t	28
RECEIVING	No.	Yds.	Avg.	LG	TD
1972 Pittsburgh AFC	21	180	8.6	29	1
1973 Pittsburgh AFC	10	69	6.9	19	0
1974 Pittsburgh AFC	23	200	8.7	31t	1
1975 Pittsburgh AFC	28	214	7.6	44t	1
Pro Totals—4 years	82	663	8.1	44t	3

KICKOFF RETURNS	No.	Yds.	Avg.	LG	TD
1972 Pittsburgh AFC	8	183	22.9	32	0
1973 Pittsburgh AFC	1	23	23.0	23	0
1975 Pittsburgh AFC	1	27	27.0	27	0
Pro Totals—4 years	10	233	23.3	32	0

Post Season					
RUSHING	Att.	Yds.	Avg.	LG	TD
1972 Pittsburgh AFC	34	140	4.1	14	0
1973 Pittsburgh AFC	10	29	2.9	8	0
1974 Pittsburgh AFC	87	343	3.9	25	6
1975 Pittsburgh AFC	81	314	3.9	25	2
Totals	212	826	3.9	25	8

RECEIVING	No.	Yds.	Avg.	LG	TD
1972 Pittsburgh AFC	7	99	14.1	60t	1
1974 Pittsburgh AFC	1	5	5.0	5	0
1975 Pittsburgh AFC	6	84	14.0	26	0
Totals	14	188	13.4	26	1

HARRIS' SINGLE GAME CAREER HIGHS

Regular Season

Most Yds. Rush.—157 (11-2-75 vs. Cin.) **Most Rush. Atts.**—29 (12-8-74 vs. NE) **Most TDs Rush.**—2 (six times) **Most Recepts.**—9 (9-22-74 vs. Den.) **Most Yds. Rec.**—84 (9-22-74 vs. Den.) **Most TDs Rec.**—1 (3 times).

Post Season

Most Yds. Rush.—158 (1-12-75 vs. Minn.) **Most Rush. Atts.**—34 (1-12-75 vs. Minn.) **Most TDs Rush.**—3 (12-22-74 vs. Buf.) **Most Recepts.**—5 (twice) **Most Yds. Rec.**—96 (12-23-74 vs. Oak.) **Most TDs Rec.**—1 (12-23-72 vs. Oak.).

HARRIS VS. OTHER NFL TEAMS

TEAMS	G.	Att.	Yds.	Avg.	LG	TD	100 Yd. Games	Best Game
Atlanta	1	28	141	5.4	22	1	1	141 ('74)
Baltimore	1	13	49	3.8	21	1	0	49 ('74)
Buffalo	2	33	222	11.5	30	4	1	138 ('72)
Chicago	1	17	41	2.4	9	1	0	41 ('75)
Cincinnati	7	130	605	4.7	31	3	3	157 ('75)
Cleveland	8	105	697	4.3	75	7	4	136 ('72)
Dallas	1	3	16	5.3	12	0	0	16 ('72)
Denver	3	84	195	3.9	17	0	0	70 ('74)
Green Bay	1	8	16	2.0	11	0	0	16 ('75)
Houston	7	115	520	4.5	36	3	2	68 ('75)
Kansas City	2	34	253	7.4	45	1	2	134 ('72)
Los Angeles	1	21	126	6.0	16	0	1	126 ('75)
Miami	1	15	105	7.0	21	1	1	105 ('73)
Minnesota	1	17	128	7.5	61	1	1	128 ('72)
New England	2	40	163	4.1	25	1	1	136 ('74)
New Orleans	1	19	114	6.0	20	0	1	114 ('74)
New York Jets	2	39	163	4.2	19	1	1	102 ('73)
Oakland	3	31	111	3.6	18	1	0	77 ('73)
Philadelphia	1	20	70	3.5	11	1	0	70 ('74)
San Diego	3	39	126	3.0	19	1	0	78 ('75)
San Francisco	1	10	54	5.4	18	0	0	54 ('73)
Washington	1	25	90	3.6	35	0	0	90 ('73)
Total	51	846	4005	4.7	75	28	19	Cin. 157 ('75)



REGGIE HARRISON—Running Back

BIRTHDATE—January 9, 1950

BIRTHPLACE—Somerville, New Jersey

HOW ACQUIRED—Free Agent ('74)

COLLEGE—Cincinnati

HEIGHT—5-11

WEIGHT—220

NFL EXP.—3

GAMES PLAYED—'74 (5), '75 (14)

PRO: Was a valuable reserve and special teams player in 1975 in the Steelers' drive to their second straight NFL title . . . Has been impressive and always produced when given more than a token opportunity . . . Best game was against the Jets when he led team with 67 yards on just 12 carries . . . Has good straight-ahead speed and his stocky build makes him difficult to bring down . . . His blocked punt in the fourth quarter of Super Bowl X vs. Dallas was

Continued . . .

Continued . . .

considered turning point of the game . . . Came to Steelers at the midpoint of the 1974 season after being waived after playing one game with St. Louis . . . Was the Cardinals ninth draft choice.

COLLEGE: Three year starter . . . Holds school records for rushing yards (2,197), attempts (484) and TDs (26) . . . Led team in scoring three straight years . . . Set school shot put record . . . Attended Northeastern Oklahoma JC for one year . . . Business major.

PERSONAL: Married (Terri) . . . Has one son (Tony) and one daughter (Shannon Nicole) . . . Lives in Pittsburgh.

HARRISON'S PRO RECORD

Regular Season

RUSHING	Att.	Yds.	Avg.	LG	TD
1974 Pittsburgh AFC	6	30	5.0	15	1
1975 Pittsburgh AFC	43	191	4.4	17	3
Pro Totals—2 years	49	221	4.5	17	4
RECEIVING	No.	Yds.	Avg.	LG	TD
1974 Pittsburgh AFC	1	2	2.0	2	0
1975 Pittsburgh AFC	1	4	4.0	4	0
Pro Totals—2 years	2	6	3.0	4	0
KICKOFF RETURNS	No.	Yds.	Avg.	LG	TD
1974 Pittsburgh AFC	4	72	18.0	27	0

Post Season

KICKOFF RETURNS	No.	Yds.	Avg.	LG	TD
1974 Pittsburgh AFC	2	17	8.5	17	0
1975 Pittsburgh AFC	2	23	11.5	21	0
Totals	4	40	10.0	21	0

HARRISON'S SINGLE GAME CAREER HIGHS

Regular Season

Most Rush. Atts.—12(11-30-75 vs. NY Jets) **Most Yds. Rush.**—67 (11-30-75 vs. NY Jets) **Most TDs Rushing**—1 (4 times) **Most. Recepts.**—1 (twice) **Most Yds. Rec.**—4 (9-21-75 vs. SD) **Most KO Ret.**—2 (12-1-74 vs. Hou.) **Most Yds. KO Ret.**—43 (12-1-74 vs. Hou.).

Post Season

Most KO Ret.—2 (1-12-75 vs. Minn.) **Most Yds. KO Ret.**—21 (12-27-75 vs. Balt.).



ERNIE HOLMES—Def. Tackle

BIRTHDATE—July 11, 1948

BIRTHPLACE—Jamestown, Texas

HOW ACQUIRED—Draft (8th in '71)

COLLEGE—Texas Southern

HEIGHT—6-3

WEIGHT—260

NFL EXP.—5

GAMES PLAYED—'72 (14), '73 (14), '74 (13), '75 (13)

PRO: Had second consecutive great season in 1975 and now ranks as one of the top defensive linemen in pro football . . . Led team in QB sacks for second straight year with 8½ and now has a career total of 31 . . . Was outstanding in the divisional games, getting at least one sack in all but one . . . Played exceptionally well in the second half of the season after Joe Greene was disabled . . . Throughout his career he has been particularly effective against Oakland and was superb in AFC Championship game as he led both teams in tackles . . . Although he was named to UPI's All AFC 2nd team and had several honorable mention notices he is still lacking deserved recognition . . . Has been overlooked because of honors accorded many of his defensive teammates . . . Ambition is to play in the Pro Bowl . . . Made team on second try in 1972 after being one of the final cuts the previous year . . . Shared starting position with Ben McGee first year and Tom Keating in 1973 before becoming a full-time regular in 1974 . . . Tremendous strength is his greatest asset and he teams well with Greene . . . Their styles complement each other and make both more effective.

COLLEGE: Three year regular . . . Was OT as a sophomore and middle guard on defense final two seasons . . . Pittsburgh Courier All America in 1970 . . . Lettered in track as a shot putter . . . Industrial Education major.

PERSONAL: Single . . . Lives in Pittsburgh . . . Is very active in volunteer work with children and this past off-season worked with the Juvenile Court in Beaver County . . . One of the most popular Steelers with his teammates and fans.



MARV KELLUM—Linebacker

BIRTHDATE—June 23, 1952

BIRTHPLACE—Topeka, Kansas

HOW ACQUIRED—Free Agent

COLLEGE—Wichita State

HEIGHT—6-2

WEIGHT—225

NFL EXP.—3

GAMES PLAYED—'74 (14), '75 (14)

PRO: Is a solid reserve who has the speed and quickness to play outside and the strength to be effective in the middle . . . Has performed well on the few opportunities he has had . . . Is used mostly on the special teams and has been a key factor in the Steelers' outstanding play in this area . . . Recovered fumble on the second half kickoff vs. Minnesota in Super Bowl IX which led to the game's first TD and winning margin.

COLLEGE: Lettered three years as a LB, DB and DE . . . Also played basketball and ran track . . . Business Administration major.

PERSONAL: Married (Sandy) . . . Lives in Pittsburgh . . . Played eight-man football in high school because school was not large enough to have an 11-man squad.

KELLUM'S PRO RECORD

Regular Season

INTERCEPTIONS	No.	Yds.	Avg.	LG	TD
1974 Pittsburgh AFC	1	0	0.0	0	0

Post Season

INTERCEPTIONS	No.	Yds.	Avg.	LG	TD
1974 Pittsburgh AFC	0	0	0.0	0	0
1975 Pittsburgh AFC	0	0	0.0	0	0
Totals	0	0	0.0	0	0

KELLUM'S SINGLE GAME CAREER HIGHS

Regular Season

Most Ints.—1 (9-22-74 vs. Den.) **Most Yds. Ints. Ret.**—0 (9-22-74 vs. Den.).



JON KOLB—Offensive Tackle

BIRTHDATE—August 30, 1947

BIRTHPLACE—Ponca City, Oklahoma

HOW ACQUIRED—Draft (4th in '69)

COLLEGE—Oklahoma State

HEIGHT—6-2

WEIGHT—262

NFL EXP.—8

GAMES PLAYED—'69 (14), '70 (14), '71 (14), '72 (14), '73 (14), '74 (14), '75 (14)

PRO: Is one of the Steelers' most productive offensive players and his steady progress closely parallels that of the team . . . Earlier in his career he had a tendency to be inconsistent but has overcome that to be a very reliable performer . . . Is now the team's best offensive lineman and a primary reason for its success . . . Like so many players at his position, recognition has been slow, particularly for such an outstanding player on a team that has won back-to-back titles . . . Was named to Pro Football Weekly All AFC 1st team and UPI's All AFC 2nd team in 1975 for the second straight year and should be ready for Pro Bowl selection this season . . . Has great

Continued . . .

Continued . . .

agility and good speed to go with exceptional strength which enables him to bench press 550 pounds . . . Is one of the team's hardest workers . . . Has played in 98 straight regular season games . . . Earlier in his pro career he saw brief service at his college position of center.

COLLEGE: Was C and LB . . . Twice All Big Eight and 2nd team All America in senior season . . . Played in American and Senior Bowls and North-South Shrine, Coaches All America and College All Star games . . . Physical Education major.

PERSONAL: Married (Debbie) . . . Has one son (Eric) . . . Lives in Ninevah, Pa. . . Has a farm there which he works himself . . . Is active in youth work.



JACK LAMBERT—Linebacker

BIRTHDATE—July 8, 1952

BIRTHPLACE—Mantua, Ohio

HOW ACQUIRED—Draft (2nd in '74)

COLLEGE—Kent State

HEIGHT—6-4

WEIGHT—220

NFL EXP.—3

GAMES PLAYED—'74 (14), '75 (14)

PRO: His addition in 1974 was the final touch in making the great Pittsburgh defense complete and he is its youngest starter . . . The team has won two Super Bowl titles since his installation at the critical MLB position . . . Made remarkable overall progress in 1975 after outstanding rookie season when he was named the NFL's Defensive Rookie of the Year by AP . . . Was almost a unanimous choice to the various NFL All Rookie teams . . . Has become a team leader with his emotional play and took up much of the slack in this area last season in Joe Greene's absence . . . Led team in tackles and assists for the second straight year . . . Set NFL record with three fumble recoveries in AFC championship game vs. Oakland . . . Selected to Pro Football Writers, Pro Football Weekly and Football News All NFL 1st teams . . . Made Sporting News, UPI and AP All AFC 1st teams and latter's All NFL 2nd team . . . Played in Pro Bowl for the first time and was superb, intercepting a pass . . . Although light at 220 for his position, the lack of weight doesn't seem to hurt him and is a factor in his tremendous range . . . Continued improvement will make potential unlimited.

COLLEGE: Tri-captain in senior year . . . Three year regular . . . Played DE as a sophomore . . . Mid-American Conference Defensive Player of the Year in 1972 . . . All Conference 1st team in final two seasons . . . Had six career interceptions . . . Was the MVP in the 1972 Tangerine Bowl against Tampa . . . Played in North-South and All American post-season games . . . Management major.

PERSONAL: Single . . . Lives in Pittsburgh . . . Was QB in high school where he also played baseball and basketball . . . Toured military bases in the Far East in the off-season.

LAMBERT'S PRO RECORD

Regular Season

INTERCEPTIONS	No.	Yds.	Avg.	LG	TD
1974 Pittsburgh AFC	2	19	9.5	13	0
1975 Pittsburgh AFC	2	35	17.5	24	0
Pro Totals—2 years	4	54	13.5	24	0

Post Season

INTERCEPTIONS	No.	Yds.	Avg.	LG	TD
1974 Pittsburgh AFC	0	0	0.0	0	0
1975 Pittsburgh AFC	0	0	0.0	0	0
Totals	0	0	0.0	0	0

LAMBERT'S SINGLE GAME CAREER HIGHS

Regular Season

Most Ints.—2 (10-13-74 vs. KC) **Most Yds. Ints. Ret.**—19 (10-13-74 vs. KC).



FRANK LEWIS—Wide Receiver

BIRTHDATE—July 7, 1947

BIRTHPLACE—New Orleans, La.

HOW ACQUIRED—Draft (1st in '71)

COLLEGE—Grambling

HEIGHT—6-1

WEIGHT—196

NFL EXP.—6

GAMES PLAYED—'71 (9), '72 (13),
'73 (9), '74 (12), '75 (10)

PRO: After having best season of pro career in 1974 when he led the team in receiving for the first time, he started off 1975 fast with big games against San Diego and Buffalo and looked like he was going to have the great year expected of him when he was the Steelers' first choice in 1971 but shoulder and rib injuries forced him to miss four games and he never really regained his form . . . Was still very effective when he was able to play with 18.1 average per catch . . . Made sensational one-handed catch in playoff game against Baltimore which set up game's first TD . . . Combines with Swann and Stallworth to give Pittsburgh one of the best wide receiving corps in the NFL . . . Is very effective on end-around play and was used as a punt returner early in his career because of his running ability . . . Most of his injury problems have been minor ones which have kept him from performing at his peak.

COLLEGE: Was a wingback . . . 3rd team AP Little All America in 1970 . . . Twice 1st team All Southwest Conference . . . Scored 42 touchdowns rushing and receiving . . . Ran the 100 in 9.4 . . . Selected to Senior Bowl and College All Star teams . . . Recreation and Physical Education major.

PERSONAL: Married (Norma) . . . Has one daughter (Gabrielle Simone) . . . Lives in Houma, La.

LEWIS' PRO RECORD

Regular Season

Regular Season						
RECEIVING	No.	Yds.	Avg.	LG	TD	
1971 Pittsburgh AFC	3	44	14.8	22	0	
1972 Pittsburgh AFC	27	391	14.5	52	5	
1973 Pittsburgh AFC	23	409	17.8	53t	3	
1974 Pittsburgh AFC	30	365	12.2	31t	4	
1975 Pittsburgh AFC	17	308	18.1	40t	2	
Pro Totals—5 years	100	1517	15.2	53t	14	
RUSHING	Att.	Yds.	Avg.	LG	TD	
1972 Pittsburgh AFC	3	68	22.7	41	0	
1973 Pittsburgh AFC	1	—1	—1.0	—1	0	
1974 Pittsburgh AFC	2	25	12.5	22	0	
1975 Pittsburgh AFC	2	36	18.0	24	0	
Pro Totals—5 years	8	128	16.0	41	0	
PUNT RETURNS	No.	FC	Yds.	Avg.	LG	TD
1972 Pittsburgh AFC	5	1	56	11.2	26	0

Post Season

RECEIVING	No.	Yds.	Avg.	LG	TD
1973 Pittsburgh AFC	4	70	17.5	26	1
1974 Pittsburgh AFC	3	30	10.0	12	0
1975 Pittsburgh AFC	4	98	24.5	34	0
Totals	11	198	18.0	34	1

LEWIS' SINGLE GAME CAREER HIGHS

Regular Season

Most Receptions—7 (11-25-73 vs. Clev.) **Most Yds. Rec.**—92 (11-25-73 vs. Clev.) **Most TDS**—2 (twice).

Post Season

Most Receptions—4 (12-22-73 vs. Oak.) **Most Yds. Rec.**—70 (12-22-73 vs. Oak.) **Most TDS**—1 (12-22-73 vs. Oak.).



RAY MANSFIELD—Center

BIRTHDATE—January 21, 1941

BIRTHPLACE—Bakersfield, California

HOW ACQUIRED—Purchased (Phil. in '64)

COLLEGE—Washington

HEIGHT—6-3

WEIGHT—260

NFL EXP.—14

GAMES PLAYED—'63 (14), '64 (14), '65 (14),
'66 (14), '67 (14), '68 (14), '69 (14),
'70 (14), '71 (14), '72 (14), '73 (14),
'74 (14), '75 (14)

PRO: At 35 is the oldest Steeler regular and has made an outstanding contribution to the team's success . . . Is not only remarkable from a durability standpoint but also for the quality of his play, particularly in the last two championship seasons . . . Extended his consecutive game streak to 182, the last 168 of which have been with Pittsburgh and is a team record . . . Has split playing time in four of the last five seasons and is doing it now with Mike Webster . . . This system seems to agree with him as he has had the best years of his career playing it . . . Was selected to UPI's All AFC 2nd team in 1975 for the second time in his career . . . Began his career at Philadelphia where he played all offensive and defensive interior line positions in his only year there . . . Was Eagles' second draft choice in 1963 . . . Wears contact lenses . . . Is one of team's three player representatives.

COLLEGE: Three year regular . . . Was two way tackle and center . . . All West Coast . . . Played in East-West, Hula Bowl, All America Bowl and College All Star games . . . Education major.

PERSONAL: Married (Janet) . . . Has three daughters (Kathleen, Jennifer and Caroline) and one son (Jimmy) . . . Lives in Pittsburgh . . . Is in insurance business . . . Very good after-dinner speaker . . . Participated in the first team Super Star competition in 1975.



GERRY MULLINS—Guard

BIRTHDATE—August 24, 1949

BIRTHPLACE—Fullerton, California

HOW ACQUIRED—Draft (4th in '71)

COLLEGE—Southern California

HEIGHT—6-3

WEIGHT—244


NFL EXP.—6

GAMES PLAYED—'71 (14), '72 (14),
'73 (13), '74 (12), '75 (14)

PRO: Had the finest season of his career in 1975 as he played one position for an entire season for the first time after being shuttled around the offensive line because of his ability to play all interior line positions . . . Still is used at OT or TE in short yardage situations but these moves do not take anything away from his effectiveness at his regular position . . . Is not far from being one of the league's best guards . . . Has an uncanny knack of coming up with loose balls . . . Scored fourth TD of career when he recovered a Steeler fumble in the end zone against San Diego . . . Got similar TD vs. Miami in 1972 AFC championship game . . . Has two others as a pass receiver vs. Cleveland (1972) and Cincinnati (1974) . . . Started most of 1972 season at OT and was swing man in 1973 before becoming full-time regular in 1974.

COLLEGE: Consensus All West Coast and All PAC-8 as a senior . . . Team's Most Valuable Lineman in 1970 . . . Was DE as a sophomore and TE in final two seasons where he was used primarily as a blocker and caught just 15 passes in his career . . . Business and Physical Education major.

PERSONAL: Single . . . Lives in Pittsburgh . . . Participated in 1976 Super Star team competition in Hawaii.



ANDY RUSSELL—Linebacker

BIRTHDATE—October 29, 1941
BIRTHPLACE—Detroit, Michigan
HOW ACQUIRED—Draft (16th in '63)
COLLEGE—Missouri
HEIGHT—6-2
WEIGHT—225
NFL EXP.—12
GAMES PLAYED—'63 (14), '66 (14), '67 (14), '68 (14), '69 (14), '70 (14), '71 (14), '72 (14), '73 (14), '74 (14), '75 (14)

PRO: Is a remarkable athlete who has never missed a game during his high school, college, service and pro football careers ... Brings a streak of playing in 154 straight regular season games into the 1976 season ... Has had excellent back-to-back seasons the past two years after an early season groin injury in 1973 resulted in a sub-par performance ... In 1975 drew praise from several opposing players and coaches for his mastery of his position, particularly on pass coverage ... Led all Steeler LBs in QB sacks for the second straight year with three plus a key one in the AFC Championship game and employs the blitz very successfully ... Played in the Pro Bowl for the sixth straight year and seventh time in his career which is second highest in Steeler history, two behind Ernie Stautner ... Selected to the UPI and Pro Football Writers All AFC 1st teams which marked the ninth straight year he has been named All Pro ... Shares all-time Steeler career high for interceptions at their position with Jack Ham and they rank fourth in this department among active AFC LBs ... Has been a regular since his first season when he was named to the All NFL Rookie team in 1963 ... Missed the next two seasons while he was in the Army ... Voted MVP by his teammates in 1970 ... Has scored two TDs on a 14-yard return of a blocked punt vs. St. Louis in 1966 and a 45-yard interception return vs. Houston in 1973 ... Was Steeler player representative for six years ... Has been defensive captain since 1967 and is like a coach on the field ... Won the 1973 Whizzer White Humanitarian Award for outstanding service to his team, community and country ... Is oldest active Steeler defensive regular and has more continuous service with the team than any other player.

COLLEGE: Three year starter ... MVP as sophomore and junior at FB and LB ... Played in Orange, Bluebonnet and Southwest Challenge Bowls ... Economics major ... Was an honor student ... Has a master's degree in Business Administration.

PERSONAL: Married (Nancy) ... Has a daughter (Amy) and a son (Andy, Jr.) ... Lives in Pittsburgh ... Is a real estate investment counselor ... Has participated in the team Super Star competition the past two years ... Made NFL Far East tour of military bases in 1968 ... Is active with several charities and fund-raising projects ... Very talented speaker.

RUSSELL'S PRO RECORD

Regular Season					
INTERCEPTIONS	No.	Yds.	Avg.	LG	TD
1963 Pittsburgh NFL	3	20	6.7	10	0
1967 Pittsburgh NFL	3	50	16.7	42	0
1968 Pittsburgh NFL	2	2	1.0	3	0
1969 Pittsburgh NFL	2	48	24.0	26	0
1970 Pittsburgh AFC	3	64	21.3	37	0
1973 Pittsburgh AFC	3	54	18.0	45t	1
1974 Pittsburgh AFC	1	0	0.0	0	0
Pro Totals—11 years	17	238	14.0	45t	1
Post Season					
INTERCEPTIONS	No.	Yds.	Avg.	LG	TD
1972 Pittsburgh AFC	1	0	0.0	0	0

Continued ...

RUSSELL'S SINGLE GAME CAREER HIGHS**Regular Season**

Most Ints.—1 (17 times) **Most Yds. Ints.**—45 (9-30-73 vs. Hou.) **Most TDs**—1 (9-30-73 vs. Hou.).

Post Season

Most Ints.—1 (12-23-72 vs. Oak.) **Most Yds. Ints.**—0 (12-23-74 vs. Oak.).

**DONNIE SHELL—Safety**

BIRTHDATE—August 26, 1952

BIRTHPLACE—Whitmire, South Carolina

HOW ACQUIRED—Free Agent ('74)

COLLEGE—South Carolina State

HEIGHT—5-11

WEIGHT—190

NFL EXP.—3

GAMES PLAYED—'74 (14), '75 (14)

PRO: Has become a very popular player with his aggressive and reckless style of play, especially on the special teams where he usually leads the charge downfield . . . Hits like a linebacker and is used on the goal-line defense for this ability . . . Caught two passes in 1975 on fake punt situations . . . Performed unusual feat of intercepting a pass and receiving one in the same game vs. San Diego . . . Started two games . . . Is an excellent all-around athlete and has great versatility as a football player.

COLLEGE: Twice All Mid-Eastern Conference 1st team . . . Pittsburgh Courier and Kodak All America and All NAIA District Six in 1973 . . . Had eight interceptions in senior year . . . Physical Education major.

PERSONAL: Single . . . Lives in Whitmire, S. C. . . Is working on master's degree in Guidance and Counseling at S.C. State . . . Served as a graduate football assistant during spring drills.

SHELL'S PRO RECORD**Regular Season**


INTERCEPTIONS	No.	Yds.	Avg.	LG	TD
1974 Pittsburgh AFC	1	0	0.0	0	0
1975 Pittsburgh AFC	1	29	29.0	29	0
Pro Totals—2 years	2	29	14.5	29	0

Post Season

INTERCEPTIONS	No.	Yds.	Avg.	LG	TD
1974 Pittsburgh AFC	0	0	0.0	0	0
1975 Pittsburgh AFC	0	0	0.0	0	0
Totals	0	0	0.0	0	0

SHELL'S SINGLE GAME CAREER HIGHS**Regular Season**

Most Ints.—1 (twice) **Most Yds. Ints.**—29 (9-21-75 vs. SD).

**JOHN STALLWORTH—Wide Receiver**

BIRTHDATE—July 15, 1952

BIRTHPLACE—Tuscaloosa, Alabama

HOW ACQUIRED—Draft (4th in '74)

COLLEGE—Alabama A & M

HEIGHT—6-2

WEIGHT—183

NFL EXP.—3

GAMES PLAYED—'74 (13), '75 (11)

PRO: Started nine regular season games plus the Super Bowl in 1975 and his 21.2 average per catch was the highest on the team which tied him with Isaac Curtis for the highest in the NFL among regular players . . . Was bothered all year with a strained thigh muscle which forced him to miss three games and limited his play in others . . . Caught winning TD passes in big regular season victory

over Houston and against Oakland in AFC championship game . . . His key block in latter game sprung Harris for game's first TD . . . Has been very impressive in first two years . . . Has big play ability and All Pro potential . . . Is very fluid athlete with 4.6 speed and great jumping ability.

COLLEGE: All Southern Intercollegiate Athletic Conference twice . . . Pittsburgh Courier All America in 1973 . . . Caught 48 passes for 925 yards for a 19.3 average and 7 TDs in senior year . . . Played in Senior Bowl . . . Business Management.

PERSONAL: Married (Flo) . . . Lives in Pittsburgh.

STALLWORTH'S PRO RECORD

Regular Season

RECEIVING	No.	Yds.	Avg.	LG	TD
1974 Pittsburgh AFC	16	269	16.8	56	1
1975 Pittsburgh AFC	20	423	21.2	59	4
Pro Totals—2 years	36	692	19.2	59	5

Post Season

RECEIVING	No.	Yds.	Avg.	LG	TD
1974 Pittsburgh AFC	5	40	8.0	22	0
1975 Pittsburgh AFC	4	38	9.5	20t	1
Totals	9	78	8.7	20t	1


STALLWORTH'S SINGLE GAME CAREER HIGHS

Regular Season

Most Receptions—6 (12-14-74 vs. Cin.) **Most Yds. Rec.**—109 (10-5-75 vs. Clev.) **Most TDs**—1 (five times).

Post Season

Most Receptions—3 (1-12-75 vs. Minn.) **Most Yds. Rec.**—30 (1-4-76 vs. Oak.). **Most TDs**—1 (1-4-76 vs. Oak.).



LYNN SWANN—Wide Receiver

BIRTHDATE—March 7, 1952

BIRTHPLACE—Alcoa, Tennessee

HOW ACQUIRED—Draft (1st in '74)

COLLEGE—Southern California

HEIGHT—6-0

WEIGHT—180

NFL EXP.—3

GAMES PLAYED—'74 (12), '75 (14)

PRO: Topped great second season in 1975 with sensational Super Bowl performance of four receptions for record 161 yards including a 64-yard TD catch in the fourth quarter which turned out to be the winning margin . . . Was elected the game's MVP . . . Selected to Pro Football Writers All NFL 1st team, AP, UPI, Pro Football Weekly, Football News and Sporting News All AFC 1st teams and AP and NEA All NFL 2nd teams . . . Played in the Pro Bowl for the first time . . . Developed into one of the best receivers in the NFL and led AFC and tied for the NFL lead with St. Louis' Mel Gray with 11 TD receptions, one short of the team record . . . Caught two TD passes in a game three times and went over the 100-yard mark for the first two times in his career . . . Was sixth in the AFC in receiving with 49 receptions, the most by a Steeler since 1971 . . . Because of injuries to other WRs was used sparingly as a punt returner after leading the NFL and setting a club record of 577 yards in returns in rookie season which is the fourth highest total in pro history . . . Ranked third in AFC with a 14.1 average on a team record 41 returns and his 64-yard return against New Orleans was the Steelers' longest scoring play of the 1974 season . . . TD catch against Oakland in 1974 AFC title game was winning score . . . Set a Super Bowl record with 11.3 average on three punt returns against Minnesota . . . Is a very tough competitor who usually makes the tough third-down catch and is also a long threat . . . Is an excellent blocker . . . Was first WR chosen in the 1974 draft.

Continued . . .

Continued . . .

COLLEGE: Three year starter . . . 1st team All America AP, UPI, Football Writers, Time and Kodak in 1973 . . . Also selected to "Blocking" All America team . . . Set school record with 96 career receptions and is second in receiving yardage with 1,562 . . . Led PAC-8 in receiving in 1973 with 42 catches . . . Top game was 10 catches for 148 yards and three TDs vs. Washington State . . . Is third leading all-time punt returner . . . Had a total of 12 career TDs . . . Lettered as a long jumper in sophomore year . . . Public Relations major.

PERSONAL: Single . . . Lives in Marina del Rey, Calif. . . . Was a high school All America in football and state long jump champion at San Mateo, Calif. . . . Has been standout the last two years in the Super Star team competition and finished second in the individual this year . . . Toured military bases in the Far East this past off-season.

SWANN'S PRO RECORD

Regular Season

Regular Season						
RECEIVING	No.	Yds.	Avg.	LG	TD	
1974 Pittsburgh AFC	11	208	18.9	54t		2
1975 Pittsburgh AFC	49	781	15.9	43t		11
Pro Totals—2 years	60	989	16.5	54t		13
PUNT RETURNS	No.	FC	Yds.	Avg.	LG	TD
1974 Pittsburgh AFC	41	3	577	14.1	69	1
1975 Pittsburgh AFC	7	1	64	9.1	21	0
Pro Totals—2 years	48	4	641	13.4	69	1
KICKOFF RETURNS	No.	Yds.	Avg.	LG	TD	
1974 Pittsburgh AFC	2	11	5.5	11		0
RUSHING	Att.	Yds.	Avg.	LG	TD	
1974 Pittsburgh AFC	1	14	14.0	14		0
1975 Pittsburgh AFC	3	13	4.3	11		0
Pro Totals—2 years	4	27	6.8	14		0

Post Season

1974 Season						
RECEIVING	No.	Yds.	Avg.	LG	TD	
1974 Pittsburgh AFC	5	77	15.4	35	1	
1975 Pittsburgh AFC	8	221	27.6	64t	1	
Totals	13	298	22.9	64t	2	
PUNT RETURNS	No.	FC	Yds.	Avg.	LG	TD
1974 Pittsburgh AFC	8	0	76	9.5	17	0
RUSHING	Atts.	Tds.	Avg.	LG	TD	
1974 Pittsburgh AFC	3	17	5.7	25	0	

SWANN'S SINGLE GAME CAREER HIGHS

Regular Season

Most Receptions.—6 (11-2-75 vs. Cin.) **Most Yds. Rec.**—126 (10-5-75 vs. Clev.) **Most TDs**—2 (three times) **Most Punt Ret.**—7 (10-28-74 vs. Atl.) **Most Yds. Punt Ret.**—106 (11-25-74 vs. NO) **Most TDs**—1 (11-25-74 vs. NO).

Post Season

Most Receptions.—4 (1-18-76 vs. Dal.) **Most Yds. Rec.**—161 (1-18-76 vs. Dal.) **Most TDs**—1 (twice) **Most Punt Ret.**—3 (twice) **Most Yds. Punt Ret.**—34 (1-21-75 vs. Minn.).



J. T. THOMAS—Cornerback

BIRTHDATE—April 22, 1951

BIRTHPLACE—Macon, Georgia

HOW ACQUIRED—Draft (1st in '73)

COLLEGE—Florida State

HEIGHT—6-2

WEIGHT—196

NFL EXP.—4

GAMES PLAYED—'73 (14), '74 (14), '75 (14)

PRO: Since becoming a regular in 1974 has been very instrumental in Steelers winning two straight league titles . . . Greatest assets are his consistency and big-play ability . . . Playing the strong side most of the time he gets a lot of action but has the talent and ideal

temperament to handle this pressure position . . . Has had interceptions in two of the biggest games in Steeler history, the 1974 title game vs. Oakland and last Super Bowl vs. Dallas . . . Scored second TD of his career in 1975, taking a lateral from Jack Lambert after a fumble recovery and running 21 yards against Cincinnati . . . First was on similar type play against Cleveland in 1974 when he scored the winning TD . . . Tied for team lead in interceptions in 1974 . . . Does not get due recognition because of greatness of his defensive teammates but is All Pro calibre . . . Was the 24th player and second DB selected in the 1973 draft.

COLLEGE: Played CB his first two years and was moved to safety as a senior to take advantage of his tackling ability . . . Rated the best athlete on his college team by the coaching staff . . . Selected to NEA, Time, and Pro Football Weekly All America teams and was a consensus All South . . . Played in the Senior Bowl and East-West and College All Star games . . . Lettered in track as a long jumper . . . Real Estate and Insurance major.

PERSONAL: Married (Deborah) . . . Has one daughter (Kimberly Nicole) . . . Lives in Pittsburgh . . . Is an insurance agent with Lincoln National Insurance Co. in the off-season . . . Teaches Sunday School.

THOMAS' PRO RECORD

Regular Season

INTERCEPTIONS	No.	Yds.	Avg.	LG	TD
1973 Pittsburgh AFC	1	10	10.0	10	0
1974 Pittsburgh AFC	5	22	4.4	14	0
1975 Pittsburgh AFC	3	44	14.7	33	0
Pro Totals—3 years	9	76	8.4	33	0

Post Season

INTERCEPTIONS	No.	Yds.	Avg.	LG	TD
1974 Pittsburgh AFC	1	37	37.0	37	0
1975 Pittsburgh AFC	1	35	35.0	35	0
Totals	2	72	36.0	37	0

THOMAS' SINGLE GAME CAREER HIGHS

Regular Season

Most Ints.—2 (11-17-74 vs. Clev.) **Most Yds. Ints.—**14 (10-13-74 vs. KC).

Post Season

Most Ints.—1 (12-29-74 vs. Oak) **Most Yds. Int.—**37 (12-29-74 vs. Oak.).



LOREN TOEWS—Linebacker

BIRTHDATE—November 3, 1951

BIRTHPLACE—Dinuba, California

HOW ACQUIRED—Draft (8th in '73)

COLLEGE—California

HEIGHT—6-3

WEIGHT—222

NFL EXP.—4

GAMES PLAYED—'73 (14), '74 (14), '75 (14)

PRO: Was top reserve LB in 1975 and turned in a solid performance there for the second straight season . . . Was used on most obvious passing situations to take advantage of his excellent mobility and speed . . . Is also one of the team's top special teams players . . . Missed entire 1975 postseason with a knee injury . . . Has the ability to be a regular but Steeler LB corps has been tough to crack . . . Best game was in 1973 vs. Houston when he intercepted two passes and recovered a fumble in the same quarter.

COLLEGE: Two year starter . . . Was a RB as a sophomore . . . Lettered three years in Rugby . . . Was a National Football Foundation Scholar-Athlete Award winner . . . Biological Sciences major.

PERSONAL: Married (Valerie) . . . Lives in Pittsburgh . . . Won 11 letters in high school in football, baseball and basketball . . . Active in Fellowship of Christian Athletes.

TOEWS' PRO RECORD**Regular Season**

INTERCEPTIONS	No.	Yds.	Avg.	LG	TD
1973 Pittsburgh AFC	2	13	6.5	8	0
Pro Totals—3 years	2	13	6.5	8	0

Post Season

INTERCEPTIONS	No.	Yds.	Avg.	LG	TD
1973 Pittsburgh AFC	0	0	0.0	0	0
1974 Pittsburgh AFC	0	0	0.0	0	0
1975 Pittsburgh AFC	0	0	0.0	0	0
Totals	0	0	0.0	0	0

TOEWS' SINGLE GAME CAREER HIGHS**Regular Season**

Most Ints.—2 (12-9-73 vs. Hou.) **Most Yds. Ints.—13** (12-9-73 vs. Hou.)

**MIKE WAGNER—Safety**

BIRTHDATE—June 22, 1948

BIRTHPLACE—Waukegan, Illinois

HOW ACQUIRED—Draft (11th in '71)

COLLEGE—Western Illinois

HEIGHT—6-1½

WEIGHT—200

NFL EXP.—6

GAMES PLAYED—'71 (12), '72 (14), '73 (14), '74 (13), '75 (12)

PRO: Overcame early season ankle injury to have best season of his career in 1975, capping fine regular season performance with three interceptions in the postseason, two in the AFC championship game and one in the Super Bowl . . . Was selected to Pro Bowl team for the first time and was a 2nd team All NFL selection by AP and Football News and 2nd team All AFC by Sporting News . . . His four regular season interceptions were second on the team and raised career total to 22 which is fifth highest in Steeler history . . . Is AFC's 14th leading active interceptor . . . Best game was against Cincinnati when his two fourth quarter interceptions stopped Bengal threats when Steelers held six-point lead . . . Has intercepted Bengals' Ken Anderson six times in his career . . . Minor leg and foot injuries affected his mobility in 1974 but he came back to play well in the playoffs, getting his first Super Bowl interception vs. Minnesota . . . Tied with Miami's Dick Anderson for NFL interception title in 1973 with eight including career high of three against Cincinnati . . . Led team in fumble recoveries with four and scored only pro TD by recovering a blocked punt against Houston . . . After that season was named to Pro Football Weekly All NFL 1st team and UPI All AFC 2nd team . . . Has been a starter since first game of rookie season . . . Is very aggressive with deceptive speed and is a deadly tackler.

COLLEGE: All Illinois, All NAIA District 20 and Illinois Interstate Intercollegiate Athletic Conference in final two seasons . . . Co-captain in senior year . . . Holds school records with nine interceptions in one season and three in one game . . . Returned punts and kickoffs . . . Lettered in track and wrestling . . . Accounting major.

PERSONAL: Married (Cathy) . . . Has one daughter (Heather) . . . Lives in Pittsburgh.

WAGNER'S PRO RECORD**Regular Season**

Regular Season						
INTERCEPTIONS	No.	Yds.	Avg.	LG	TD	
1971 Pittsburgh AFC	2	53	26.5	29	0	
1972 Pittsburgh AFC	6	77	12.8	35	0	
1973 Pittsburgh AFC	8	134	16.8	38	0	
1974 Pittsburgh AFC	2	13	6.5	9	0	
1975 Pittsburgh AFC	4	122	30.5	65	0	
Pro Totals—5 years	22	399	18.1	65	0	
PUNT RETURNS	No.	FC	Yds.	Avg.	LG	TD
1971 Pittsburgh AFC	2	3	0	0.0	0	0

INTERCEPTIONS	Post Season				
	No.	Yds.	Avg.	LG	TD
1974 Pittsburgh AFC	1	26	26.0	26	0
1975 Pittsburgh AFC	3	53	17.7	20	0
Totals	4	79	19.8	26	0

WAGNER'S SINGLE GAME CAREER HIGHS

Regular Season

Most Ints.—3 (10-28-73 vs. Cin.) **Most Yds. Ints.**—83 (11-2-75 vs. Cin.).

Post Season

Most Ints.—2 (1-4-76 vs. Oak.) **Most Yds. Ints.**—34 (1-4-76 vs. Oak.).

BOBBY WALDEN—Punter

BIRTHDATE—March 9, 1938

BIRTHPLACE—Boston, Georgia

HOW ACQUIRED—Trade (Minn. in '68)


COLLEGE—Georgia

HEIGHT—6-0

WEIGHT—190

NFL EXP.—13

GAMES PLAYED—'64 (14), '65 (14), '66 (14), '67 (14), '68 (14), '69 (14), '70 (13), '71 (14), '72 (14), '73 (14), '74 (14), '75 (14)



PRO: Continued to be very effective punter in 1975 with excellent placement and just 52% of his kicks were returnable . . . Was outstanding in both Houston games in neutralizing Billy Johnson, particularly the first one when he allowed him just one return in six punts . . . Is the fourth leading active punter in the NFL and ranks second to Jerrel Wilson of KC in total career punts among active players . . . Has had just five punts blocked in his pro career . . . Came to Steelers in 1968 in a trade with Minnesota for a draft choice . . . Was signed as a free agent by Minnesota . . . Led the NFL as a rookie in 1964 with a 46.4 average . . . Has ranked third or higher in the league five times . . . Played the first three years of his pro career in Canada as a punter and running back . . . Is a good passer and completed two of three in 1975 from punt formation . . . Played in 1969 Pro Bowl . . . Is the oldest Steeler.

COLLEGE: Three year letterman as a RB and punter . . . Led the nation in punting in 1958 with a 45.3 average which is still the Georgia record . . . Named to the All SEC 2nd team in 1959 . . . Played in Blue-Gray and Senior Bowl games.

PERSONAL: Married (Scarlett) . . . Has one son (Bobby, Jr.) . . . Lives in Climax, Georgia . . . Owns a farm where he raises cattle.

WALDEN'S PRO RECORD

PUNTING	Regular Season			
	No.	Yds.	Avg.	Long
1961 Edmonton CFL	63	2948	46.8	—
1962 Edmonton CFL	40	1944	48.6	—
1963 Edmonton CFL	13	542	41.7	—
1964 Minnesota NFL	72	3341	46.4	73
1965 Minnesota NFL	51	2146	42.1	61
1966 Minnesota NFL	60	2463	41.1	70
1967 Minnesota NFL	75	3117	41.6	76
1968 Pittsburgh NFL	68	2745	40.4	57
1969 Pittsburgh NFL	77	3254	42.3	61
1970 Pittsburgh AFC	75	3393	45.2	66
1971 Pittsburgh AFC	79	3455	43.7	57
1972 Pittsburgh AFC	65	2846	43.8	72
1973 Pittsburgh AFC	62	2548	41.1	57
1974 Pittsburgh AFC	78	3040	39.0	65
1975 Pittsburgh AFC	69	2717	39.4	67
Pro Totals—12 years	831	35,065	42.2	76
PUNTING	Post Season			
	No.	Yds.	Avg.	Long
1972 Pittsburgh AFC	10	494	49.4	61
1973 Pittsburgh AFC	5	208	41.6	44
1974 Pittsburgh AFC	14	523	37.4	52
1975 Pittsburgh AFC	12	472	39.3	59
Totals	41	1697	40.4	61



MIKE WEBSTER—Center

BIRTHDATE—March 18, 1952
BIRTHPLACE—Tomahawk, Wisconsin
HOW ACQUIRED—Draft (5th in '74)
COLLEGE—Wisconsin
HEIGHT—6-1½
WEIGHT—250
NFL EXP.—3
GAMES PLAYED—'74 (14), '75 (14)

PRO: After a fine rookie season in 1974 when he was named to the NFL All Rookie team by the Pro Football Writers and Pro Football Weekly, he shared regular center position with Ray Mansfield last season by playing second and fourth quarters of each game and will continue in that role until Mansfield retires . . . Handles all snaps for punts and placekicks . . . Has unlimited potential and should become a topflight performer with All Pro possibilities . . . Is occasionally used at guard and does a better than adequate job there, too . . . Is great on special teams . . . Is a very dedicated, determined athlete.
COLLEGE: Three year starter . . . Tri-captain in senior year . . . AP Honorable Mention All America in 1973 . . . Played in East-West, Hula Bowl, Senior Bowl, Coaches All America and College All Star games . . . Honor student . . . Physical Education major.
PERSONAL: Married ((Pamela) . . . Lives in Export, Pa.



DWIGHT WHITE—Defensive End

BIRTHDATE—July 30, 1949
BIRTHPLACE—Hampton, Virginia
HOW ACQUIRED—Draft (4th in '71)
COLLEGE—East Texas State
HEIGHT—6-4
WEIGHT—255
NFL EXP.—6
GAMES PLAYED—'71 (14), '72 (14), '73 (14), '74 (14), '75 (14)

PRO: Had one of the best seasons of his career and was unjustly bypassed for most postseason honors, making only the UPI All AFC 1st team and the Pro Football Writers 2nd team . . . Continued amazing durability string for his position and reckless style by playing in every game for the fifth straight year . . . Was the only starter on the Steeler front four not to miss any playing time because of injuries in 1975 . . . Comes into 1976 with a regular season string of 70 straight games, the longest of any current Steeler defensive lineman . . . Was particularly effective in key divisional games against Cincinnati and Houston, getting a QB sack in three of the four . . . Was second in sacks for the season with 7½ and now has career total of 42½ . . . Led team in this department in the postseason, including three against Dallas in the Super Bowl . . . Performed one of the most courageous feats in sports history when he played in Super Bowl IX after being hospitalized most of the week because of a viral infection which resulted in loss of 20 pounds . . . Has two career interceptions, both in the same game against Oakland in 1973 . . . Played in the Pro Bowl after the 1972 and 1973 seasons . . . Is a very aggressive, emotional player.

COLLEGE: Four year letterman . . . Tri-captain senior year when he was AP Honorable Mention All America . . . 1st team All Lone Star Conference in 1970 and 2nd team in 1971 . . . Named to the conference "Team of the Decade" . . . Physical Education major.

PERSONAL: Single . . . Lives in Pittsburgh . . . Operates a football camp at Edinboro College . . . Participated in Super Star team competition in 1976 . . . Nickname is "Mad Dog."

STEELERS ROOKIES AND FREE AGENTS

BARBER, BOB

DE

Grambling

6-3, 240

Born: 12-26-51, Natchez, Mississippi

D2-'75

PRO: Played the 1975 season with Shreveport in the World Football League.

COLLEGE: Three year regular at DT . . . All Southwest Athletic Conference 1st team in 1974 . . . Recreation major.

PERSONAL: Single . . . Lives in Dallas, Texas.

BELL, THEO

WR

Arizona

5-11½, 180

Born: 12-21-53, Bakersfield, California

D4-'76

COLLEGE: Four year letterman . . . All-time leading receiver at Arizona with 163 catches for 2,509 yards and 30 TDs . . . Was 1st team NEA and 2nd team UPI All America in 1975 . . . Was tied for eighth nationally in receiving in 1974 with 53 catches for 700 yards and 11 TDs . . . In 1975 he was third in the nation in kickoff returns with a 28.3 average . . . Averaged 11.1 on 68 career punt returns . . . Played in Senior Bowl . . . Public Management major.

PERSONAL: Married (Kathy) . . . Lives in Tucson, Arizona . . . Was All State in California in high school football and basketball . . . Full first name is Theopolis . . . Brother Harold plays for San Jose State.

BLUEFORD, MORRIS

CB

Virginia Tech

6-0, 188

Born: 3-2-53, Hampton, Virginia

FA-'76

COLLEGE: Three year starter . . . Was a DB as a sophomore and a RB in last two years . . . Lettered in track as a sprinter . . . Urban Affairs major.

PERSONAL: Single . . . Lives in Hampton, Virginia.

BRASZO, RAY

DB

Rhode Island

6-0, 185

Born: 6-23-53, Homestead, Pa.

FA-'76

PRO: Had tryout with the Steelers in 1975.

COLLEGE: Three year starter at CB and was named to the All Yankee Conference 2nd team each season . . . Holds school record for career interceptions . . . Physical Education major.

PERSONAL: Married (Bernadette) . . . Lives in Homestead, Pa.

BROWN, MIKE

DB

Central St. (Ohio)

6-2, 200

Born: 3-3-53, Lake Great, Illinois

FA-'76

COLLEGE: Attended Kennedy-King JC for two years . . . Four year letterman who played LB, CB and S . . . Played in Ohio Shrine game . . . Wrestled one year . . . Art and History major.

PERSONAL: Married (Zelia) . . . Lives in Dayton, Ohio.

BRYANT, BILL

WR

Ithaca

6-2, 190

Born: 11-2-52, Johnson City, N.Y.

FA-'76

COLLEGE: Attended Nassau Community College for one year . . . Four year starter who played on the Lambert Bowl championship teams of 1974 and 1975 . . . Holds all of his school's receiving records . . . Was selected to the ECAC 1st team in 1975 and the Independent Conference 1st team in 1974 and 1975 . . . Physical Education major . . . Honor student.

PERSONAL: Married (Penny) . . . Has one son (Todd) . . . Lives in Vestal, N.Y.

BURTON, BARRY	TE-P	Vanderbilt
6-2½, 233	Born: 7-19-54, Nashville, Tennessee	D7-'76

COLLEGE: Three year regular and the most versatile athlete on the Vanderbilt team . . . Is second all-time leading receiver there with 75 career receptions . . . Was used extensively as a runner and had an 8.5 average on 56 carries . . . Punted for three years and had a 38.6 career mark . . . Named to Football News 1st team All America in junior year and was picked on AP's 2nd team in 1975 . . . Was All Southeast Conference two years . . . Played in East-West game and Hula and Japan Bowls . . . Geology major.

PERSONAL: Married (Yvonne) . . . Has one son (Matthew) . . . Lives in Nashville.

BUTTS, RANDY	RB	Kearney State
6-1, 187	Born: 6-6-51, Grand Island, Nebraska	D16-'76

COLLEGE: Attended Nebraska for three years . . . Enrolled at Kearney in 1974 after staying out of school for two years . . . Led team in rushing in 1975 with 605 yards and was named to the All NAIA District 11 1st team . . . Had a career average of 31.3 on kickoff returns . . . Has good acceleration and quickness . . . Ran track as a high hurdler . . . Honor student . . . Business Administration major.

PERSONAL: Single . . . Lives in Grand Island, Nebraska.

CAMPBELL, GARY	LB	Colorado
6-0, 209	Born: 3-4-52, Honolulu, Hawaii	D10-'76

COLLEGE: Three year letterman at RB and LB . . . Set freshman rushing record and played RB in first two varsity seasons . . . Was redshirted in 1973 after requesting shift to defense after sophomore season . . . Led team in tackles in 1975 in only full season on defense . . . Was AP and UPI All Big Eight 1st team . . . Played in Hula and Japan Bowls . . . Physical Education major.

PERSONAL: Single . . . Lives in Honolulu.

CARROLL, BILL	WR	East Texas State
6-3, 202	Born: 8-23-53, Lubbock, Texas	D12-'76

COLLEGE: Played four years of varsity football and lettered three times . . . Was hampered by minor injuries but did catch 62 career passes for a 15.8 average and 8 TDs . . . Was the MVP on the 1975 track team as a hurdler and javelin thrower . . . Physical Education major.

PERSONAL: Single . . . Lives in Waco, Texas.

CODER, RON	DT-OT	Penn State
6-2, 230	Born: 5-24-54, Savannah, Georgia	D3-'76

COLLEGE: Two year letterman who did not play defense until senior year . . . Was TE first two years and offensive guard in junior season . . . Led team in QB sacks in 1975 and ranked high in all other defensive categories . . . Was a walk-on at Penn State . . . Scored TD vs. West Virginia in 1974 on a blocked field goal attempt . . . Played in Orange (1974), Cotton (1975) and Sugar (1976) Bowls and led both teams in tackles in the latter . . . Played in American Bowl after final season . . . Health and Physical Education major.

PERSONAL: Single . . . Lives in Bealsburg, Pa . . . Went to high school in Yamato, Japan where his father was stationed in the Air Force . . . Father played on U.S. soccer team in 1956 Olympics.

CUNNINGHAM, BENNIE **TE** **Clemson**
6-4, 255 Born: 12-23-54, Laurens, South Carolina D1-'76

COLLEGE: Three year starter who has tremendous physical qualities and unlimited potential . . . Was his team's leading receiver for three straight years . . . Career totals of 64 receptions and 1,044 yards are both fifth highest in school history . . . Caught 10 TD passes . . . Is a powerful runner and was used frequently on end-around . . . Was a consensus All America in junior year when his team was 7-4 . . . Caught two TD passes in three different games that season . . . Team fell to 2-9 in senior year but he was still named to Sporting News and Walter Camp All America first teams . . . Two time unanimous All Atlantic Coast Conference 1st team choice . . . Played in East-West game and Hula and Japan Bowls and turned down an invitation to the Senior Bowl . . . Is a great athlete with exceptional size and speed . . . Secondary Education major.

PERSONAL: Single . . . Lives in Seneca, South Carolina.

DAVIS, MEL **DE** **North Texas State**
6-4, 241 Born: 8-10-52, Corpus Christi, Texas D15-'76

COLLEGE: Three year regular . . . Tri-captain senior year . . . Spent first college semester at Prairie View . . . Was redshirted in 1972 . . . Recreation major.

PERSONAL: Single . . . Lives in Corpus Christi . . . Was All District football and basketball player in high school . . . Has a brother who is a high school coach in Corpus Christi.

DELOPLAINE, JACK **RB** **Salem (W. Va.)**
5-10, 190 Born: 4-21-54, Pottstown, Pa. D6-'76

COLLEGE: Four year 1st team All West Virginia Conference selection . . . NAIA and AP College Division All America in 1975 when he ran for 1,516 yards and was the fourth leading NAIA ground gainer in the country . . . Is school's all-time leading rusher with 4,033 yards . . . Scored 48 career TDs, including 22 in his senior year . . . Is an outstanding kickoff returner . . . Physical Education major.

PERSONAL: Single . . . Lives in Pottstown, Pa.

DOUGLAS, FREDDIE **WR** **Arkansas**
5-9, 185 Born: 3-28-54, McGehee, Arkansas FA-'76

COLLEGE: Three year letterman who led team in receiving his final two years . . . Had career totals of 42 catches for 722 yards and a 17.2 average . . . Started as a wingback in his sophomore season and had a 5.1 rushing mark . . . Physical Education major.

PERSONAL: Married (Marsha) . . . Lives in McGehee, Arkansas . . . Lettered in four sports in high school . . . Brother Ed plays for Arkansas A & M.

DUNN, GARY **DT** **Miami (Fla.)**
6-3, 240 Born: 8-24-53, Coral Gables, Florida D6-'76

COLLEGE: Played first two years as DE before moving to DT for final two seasons . . . Has excellent agility for an inside man and is a strong pass rusher . . . Made AP 1st team All Independent South team in 1975 when he was named team's Lineman of the Year . . . Played in Senior and American Bowls . . . Business Administration major.

PERSONAL: Single . . . Lives in Coral Gables . . . Grandfather, father and older brother all played varsity football for Miami.

FIELDS, WAYNE **DB** **Florida**
 6-0, 200 Born: 10-14-54, West Palm Beach, Florida D14-'76

COLLEGE: Three year starter until a knee injury in spring practice and subsequent surgery sidelined him much of his senior season . . . Would have probably been a third or fourth round choice if he had not been injured . . . Led team in interceptions in freshman and sophomore seasons and holds school career record with 11 . . . Began 1974 as a starting running back but was returned to the secondary that same season . . . Broadcasting and Speech major.

PERSONAL: Married (Maxine) . . . Lives in Gainesville, Florida.

FILES, JAMES **G-C** **McNeese State**
 6-2, 246 Born: 8-30-53, Houston, Texas D2-'76

COLLEGE: Was a three year regular at OT and was named to the AP College Division All America 3rd team in 1974 . . . Moved to center in 1975 and was selected to the AP University Division 2nd team . . . Kodak All America his last two years and All Southland Conference 1st team his final three seasons . . . Played in East-West game and Senior Bowl where he was used at guard which is where Steelers will probably try him . . . Physical Education major.

PERSONAL: Single . . . Lives in Franklin, Louisiana.

FUCHS, ROLLAND **RB** **Arkansas**
 5-10, 196 Born: 10-4-52, El Dorado, Arkansas D11-'76

COLLEGE: Three year letterman who was redshirted in 1972 . . . Rushed for 897 yards and 4.7 average with 618 of this total coming in his senior season when he was a consensus All Southwest Conference 2nd team choice . . . Won award as the most improved player on the 1975 squad . . . Business Administration major.

PERSONAL: Single . . . Lives in Kansas City, Missouri.

GADDIS, BOB **WR** **Mississippi Valley**
 5-11, 178 Born: 1-20-52, Jackson, Mississippi D13-'75

PRO: After making a good impression, suffered a charley horse in the 1975 College All Star game which sidelined him for the season.

COLLEGE: Four year starter . . . Pittsburgh Courier 1st team All America in 1974 . . . All Southwestern Athletic Conference final two seasons . . . Led SWAC in receiving as a senior with 49 receptions for 840 yards and a 17.1 average and 7 TDs . . . Missed 1973 season with a shoulder injury . . . Lettered in track twice . . . History major.

PERSONAL: Single . . . Lives in Jackson, Mississippi.

GAINES, WENTFORD **CB** **Cincinnati**
 6-0, 185 Born: 2-4-53, Anderson, South Carolina D9-'76

COLLEGE: Played at Ferrum (Va.) JC two years . . . Enrolled at Tennessee Tech but never played football there although he did run track . . . Started two years at Cincinnati . . . Good kick returner and special teams man . . . Health Administration major.

PERSONAL: Single . . . Lives in Anderson, South Carolina.

GOODIE, JOHN **RB** **Langston**
 6-3, 235 Born: 11-8-51, Houston, Texas FA-'76

PRO: Drafted in the 15th round by Baltimore in 1975.

COLLEGE: Two year starter after attending Sam Houston State for one year . . . All Oklahoma Conference 1st team twice and All District NAIA . . . Lettered two years in track . . . Health and Physical Education major.

PERSONAL: Single . . . Lives in Houston, Texas.

GROVER, BRIAN **RB** **North Dakota**
6-2, 195 Born: 2-10-53, St. Louis, Minnesota FA-'76

COLLEGE: Started two years at RB before moving to QB for final two seasons . . . Was a tri-captain in his senior year . . . Is a very versatile football player . . . Recreation and Business major.

PERSONAL: Married . . . Lives in Grand Forks, North Dakota.

HOOKER, ALLEN **DB** **Texas Christian**
5-11, 175 Born: 7-7-54, Sherman, Texas FA-'76

COLLEGE: Three year regular . . . Had seven career interceptions including school record of three in one game vs. Rice . . . Led team in kickoff returns for two years and holds the school career and single season records for total returns and return yardage . . . Business Management major.

PERSONAL: Single . . . Lives in Sherman, Texas.

HUMPHREY, AL **LB** **Tulsa**
6-3, 225 Born: 8-29-53, Denver, Colorado DB-'75

PRO: Played with Birmingham and Shreveport of the WFL and Saskatchewan of the CFL in 1975.

COLLEGE: Three year starter . . . Named Missouri Valley Conference Defensive Player of the Year and was named to the All Conference team his final two seasons . . . Made AP 3rd team All America in 1974 . . . Had seven career interceptions . . . Physical Education major.

PERSONAL: Married (Melodi) . . . Has one son (Roderick) . . . Lives in Sperry, Oklahoma.

HUNT, CHARLES **LB** **Florida State**
6-3, 220 Born: 2-1-51, St. Augustine, Florida FA-'76

PRO: Played eight games with San Francisco in 1973, mostly on the special teams . . . After being cut in 1974, had tryout with New Orleans and then played that season in the WFL with Jacksonville . . . Has outstanding speed and range.

COLLEGE: Three year letterman as defensive end, tight end and linebacker . . . Captained team in senior year . . . Education major.

PERSONAL: Single . . . Lives in Jacksonville, Florida . . . Was roommate of J. T. Thomas' in college.

HUNTER, PAUL **DT** **Cincinnati**
6-2, 265 Born: 9-18-52, Lake James, North Carolina FA-'76

COLLEGE: Two year starter after transferring from Tennessee Tech where he played for two years . . . Was defensive captain and most valuable player in senior season . . . Played in Ohio Shrine Bowl . . . May be tried at offensive guard . . . Health and Physical Education.

PERSONAL: Married (Hershel) . . . Lives in Cincinnati.

KAIN, LARRY	LB	Ohio State
6-1, 235	Born: 12-11-52, Dayton, Ohio	D13-'76

COLLEGE: Won three letters after being redshirted in 1972 . . . Was used at CB and DE before settling at TE last two years, starting all 12 games in his senior season . . . Ranked fourth on the team in receptions with nine . . . Played in three Rose Bowls and the American Bowl . . . History major.

PERSONAL: Single . . . Lives in Dayton . . . Was an All Ohio FB-LB in high school.

KIRK, KELVIN	WR	Dayton
5-11, 185	Born: 12-31-53, Mont. Pleasant, Florida	D17-'76

COLLEGE: Led team in receiving three straight years and finished as the second all-time school leader in receptions (86) and the all-time leader in yards receiving (1676) . . . Caught at least one pass in every game for three straight years . . . Is an outstanding kickoff returner and finished 16th nationally in 1975 . . . Scored three TDs on KO's in his career . . . Played in Ohio Shrine All Star game . . . Art Education major.

PERSONAL: Single . . . Lives in Dayton, Ohio.

KREGEL, JIM	G	Ohio State
6-1, 245	Born: 5-26-52, Toledo, Ohio	D10-'74

PRO: Played the last two years with Birmingham in the World Football League.

COLLEGE: Two year starter . . . Unanimous All Big 10 choice in 1973 . . . Played in the Rose Bowl in his junior and senior seasons . . . Physical Education major.

PERSONAL: Single . . . Lives in Toledo, Ohio.

KRUCZEK, MIKE	QB	Boston College
6-0, 196	Born: 3-15-53, Washington, D.C.	D2-'76

COLLEGE: Two year starter who missed 1972 season with a broken left arm . . . Had career marks of 235 of 337 for 2,590 yards for 67.8% and 12 TDs . . . Ranked 20th nationally in average passing yardage per game in 1975 and his percentage of 65.2% was the highest of the top 25 passers . . . Was unanimous All East in his last year and won the Harry Agganis Award as the outstanding college player in New England . . . Played in the Senior Bowl . . . Marketing major.

PERSONAL: Single . . . Lives in Fairfax, Virginia.

MADEYA, JOHN	QB	Louisville
6-4, 215	Born: 9-13-51, McKeesport, Pa.	FA-'76

PRO: Was Atlanta's 14th draft choice in 1973 and was with the team that year although he never played . . . Was cut the following year and had a tryout with Washington in 1975.

COLLEGE: Three year starter . . . Surpassed all of Johnny Unitas' passing marks and set school records for attempts (746), completions (364), yards (4,504) and touchdowns (34) . . . Physical Education major.

PERSONAL: Married (Pamela) . . . Has one son (John) . . . Lives in Louisville.

MARSHALL, RAY	LB	West Virginia
6-1, 210	Born: 4-30-53, Pittsburgh, Pa.	FA-'76

COLLEGE: Played two years at Potomac State JC where he was an Honorable Mention All America . . . Lettered two years at West Virginia . . . Was named the outstanding defensive

lineman in 1975 and was selected as the outstanding defensive player in the Peach Bowl against North Carolina State . . . Political Science and Sociology major.

PERSONAL: Married (Jacqueline) . . . Has a son (Laymarr) and a daughter (Kiesha) . . . Lives in Morgantown, W. Va. . . . Was an outstanding high school basketball player.

McALENEY, ED DE Massachusetts
6-2, 235 Born: 9-21-53, Portland, Maine D8-'76

COLLEGE: Three year starter who was co-captain his final two seasons . . . Selected to All Yankee Conference and All New England teams each year and UPI All East in 1975 . . . Missed 1974 season after suffering knee injury which required surgery . . . Played in Senior Bowl . . . Three year letterman in track as shot putter and discus thrower . . . Forestry major.

PERSONAL: Single . . . Lives in South Portland, Maine.

MOSELEY, GERALD RB Alabama A & M
5-11, 200 Born: 10-6-52, Decatur, Alabama FA-'76

PRO: Played with Buffalo in 1974 and with British Columbia of CFL in 1975.

COLLEGE: Four year letter winner . . . All Southern Intercollegiate Athletic Conference in 1972 . . . Rushed for over 200 yards twice that year . . . Business Management major.

PERSONAL: Married (Sharron) . . . Lives in Atlanta, Georgia . . . Was teammate of Steelers' John Stallworth in college.

NORTON, RODNEY LB Rice
6-2, 205 Born: 7-25-54, Cleburne, Texas D5-'76

COLLEGE: Four year letterman who became a starter late in his freshman year . . . Captained team in senior season . . . Played middle in college but will be used on the outside by Pittsburgh . . . Was named Defensive Player of the Game in back-to-back games in 1975 against Mississippi State and SMU . . . All Southwest Conference 2nd team selection two years . . . Commerce major.

PERSONAL: Single . . . Lives in Cleburne, Texas.

PINNEY, RAY C Washington
6-4, 240 Born: 6-29-54, Seattle, Washington D2-'76

COLLEGE: Three year letterman and two year starter . . . AP and UPI 1st team All West Coast and All PAC-8 for two years . . . One of four captains in senior season . . . Improved each year of college career and potential is good to become a regular with experience and more weight . . . Rated an outstanding pass blocker . . . Played in the East-West and Blue-Gray games and the Senior Bowl . . . Finance major . . . Honor student.

PERSONAL: Single . . . Lives in Seattle.

POUGH, ERNEST WR Texas Southern
6-1, 174 Born: 5-17-52, Jacksonville, Florida D3-'76

COLLEGE: Played tailback his sophomore season and gained 836 yards to lead Southwest Athletic Conference . . . Was named to All Conference 1st team that year . . . Was switched to flanker in middle of the following season and made All Conference 2nd team in senior year when he averaged 26.2 yards on 21 receptions . . . Career reception totals were 41 for 916 yards and 22.3 average . . . Was a four time NAIA track All America and runs the 100 in 9.3 and 220 in 20.9 . . . Business major.

PERSONAL: Single . . . Lives in Jacksonville, Florida.

PRINCE, GERALD **WR** **NE Louisiana State**
6-2, 185 Born: 1-23-52, New Orleans, Louisiana FA-'76

COLLEGE: Lettered four years . . . Played WR until senior season when he was switched to safety . . . Has tremendous speed and led track team in scoring three years . . . Ran the 100, 220 and 440 . . . General and Social Studies major.

PERSONAL: Single . . . Lives in Monroe, Louisiana.

REAMON, TOM **RB** **Missouri**
5-10, 192 Born: 3-12-52, Newport News, Virginia D9-'74

PRO: Played two years in the World Football League with Florida in 1974 and Jacksonville in 1975 . . . Led league in rushing in rookie season with 1,576 yards on 386 carries and scored 101 points . . . Was named Rookie of the Year and one of three MVPs . . . Rushed for 478 on 147 carries in eight games last season when he was bothered by a knee injury.

COLLEGE: Was a two time JC All America at Ft. Scott (Kansas) and then led Missouri in rushing for two straight years . . . Is ninth leading rusher in Missouri history with 1,174 yards . . . Gained 155 yards vs. Arizona State in 1972 Fiesta Bowl . . . Education major

PERSONAL: Single . . . Lives in Newport News.

ROSECRANS, JIM **LB** **Penn State**
6-1, 230 Born: 1-13-53, Asheville, North Carolina FA-'76

COLLEGE: Three year starter . . . Played both the outside and the middle where the Steelers plan to use him . . . Has excellent strength . . . Won three letters in lacrosse . . . Labor Studies major.

PERSONAL: Single . . . Lives in Camillus, New York.

SEXTON, BRENT **CB** **Elon**
6-1, 190 Born: 7-23-53, Fayetteville, North Carolina D5-'75

PRO: A training camp knee injury forced him to miss the 1975 season.

COLLEGE: Four year starter . . . All Carolinas Athletic Conference and All NAIA District 26 four years and 2nd team NAIA All America in 1974 . . . Holds school interception records for career (22), season (9) and game (5) . . . Biology major.

PERSONAL: Single . . . Lives in Fayetteville.

SIMMONS, RAMSEY **LB** **Hawaii**
6-2, 225 Born: 1-19-51, McKeesport, Pa. FA-'76

PRO: Played with the Pittsburgh Ironmen in 1975 as a DE.

COLLEGE: Attended Arizona Western JC for two years . . . Two year starter at Hawaii . . . Lettered in Wrestling . . . Education major.

PERSONAL: Married (Darlene) . . . Has one daughter (Stacy Jo) . . . Lives in McKeesport, Pa.

STEELERS IN HALL OF FAME

Art Rooney (1964), Bert Bell (1963), Johnny "Blood" McNally (1963), Cal Hubbard (1963) Bill Dudley (1966), Walt Kiesling (1966), Bobby Layne (1967), Marion Motley (1968), Ernie Stautner (1969).

Year is date of induction

THE LAST TIME . . .

Punt Returned for TD

By Steelers—Lynn Swann (69 yards) vs. New Orleans, 11-25-74.

By Opponents—Travis Williams (83 yards), Green Bay, 11-2-69.

Kickoff Returned for TD

By Steelers—Mike Collier (94 yards) vs. Green Bay, 10-26-75.

By Opponents—Larry Krause (100 yards), Green Bay, 12-6-70.

Intercepted Pass Returned for TD

By Steelers—Mel Blount (52 yards) vs. Philadelphia, 11-3-74.

By Opponents—Dick Anderson (38 yards), Miami, 12-3-73.

Fumble Returned for TD

By Steelers—J. T. Thomas (21 yards, lateral from Jack Lambert) vs. Cincinnati, 12-13-75.

By Opponents—Willie Miller (17 yards), Cleveland, 12-7-75.

Punt Blocked for TD

By Steelers—Henry Davis (5 yards) vs. Oakland, 9-17-72.

By Opponents—Windland Hall (recovered in end zone), San Francisco, 12-15-73.

Field Goal Blocked for TD

By Steelers—Bob O'Neil (23 yards) vs. Chicago Cardinals, 10-13-57.

By Opponents—Ray Renfro (79 yards), Cleveland, 11-8-53.

Safety Scored

By Steelers—vs. Houston, 11-24-75 (Pastorini tackled in the end zone by Dwight White).

By Opponents—Denver, 12-17-72 (Costa tackled Bradshaw in end zone).

Shutout

By Steelers—Pittsburgh 37, San Diego 0, 9-21-75.

By Opponents—Oakland 17, Pittsburgh 0, 9-29-74.

STEELERS PRONUNCIATION GUIDE

John Banaszak	BAN-uh-sack
Rocky Bleier	BLY-er
Mel Blount	BLUNT
Ron Coder	KO-durr
John Fuqua	FEW-kwuh
Steve Furness	FUR-ness
Roy Gerela	JUH-rell-uh
Gordon Gravelle	GRUH-vell
Jon Kolb	COHLB
Mike Kruczek	KROOZ-eck
Tom Reamon	REE-mum
Loren Toews	TAVES
Ernest Pough	PEW

1976 STEELER TRAINING CAMP ROSTER

No.	Name	Hgt.	Wgt.	Age	NFL Exp.	College	Birthplace	Games in '75
QUARTERBACKS								
12	Bradshaw, Terry	6-3	200	28	7	Louisiana Tech	Shreveport, La.	14
5	Hanratty, Terry	6-1	195	28	8	Notre Dame	Butler, Pa.	1
	Kruczek, Mike	6-0	196	23	R	Boston College	Washington, D.C.	
	Madeya, John	6-4	215	25	2	Louisville	West Mifflin, Pa.	
RUNNING BACKS								
20	Bleier, Rocky	5-11	210	26	8	Notre Dame	Appleton, Wis.	14
	Butts, Randy	6-1	187	25	R	Kearney St.	Grand Island, Neb.	
44	Collier, Mike	5-11	200	22	2	Morgan St.	Baltimore, Md.	14
	Deloplaire, Jack	5-10	190	22	R	Salem (W.Va.)	Pottstown, Pa.	
	Fuchs, Rolland	5-10	196	23	R	Arkansas	El Dorado, Ark.	
33	Fuqua, John	5-11	200	30	8	Morgan St.	Detroit, Mich.	14
	Goodie, John	6-3	235	23	R	Langston	Houston, Tex.	
	Grover, Brian	6-2	195	23	R	North Dakota	St. Louis Park, Minn.	
32	Harris, Franco	6-2	225	26	5	Penn State	Fort Dix, N.J.	14
46	Harrison, Reggie	5-11	220	26	3	Cincinnati	Somerville, N.J.	14
	Moseley, Gerald	5-11	200	23	R	Alabama A&M	Decatur, Ala.	
	Reamon, Tom	5-10	192	24	R	Missouri	Newport News, Va.	
WIDE RECEIVERS								
	Bell, Theo	5-11½	180	22	R	Arizona	Bakersfield, Calif.	
	Bryant, Bill	6-2	190	23	R	Ithaca College	Johnson City, N.Y.	
	Carroll, Bill	6-3	202	23	R	East Texas St.	Lubbock, Texas	
	Douglas, Freddie	5-9	185	22	R	Arkansas	McGehee, Ark.	
	Gaddis, Bob	5-11	178	24	1	Miss. Valley	Jackson, Miss.	
86	Garrett, Reggie	6-1	172	24	3	Eastern Mich.	Silsbee, Texas	14
	Kirk, Kelvin	5-11	185	21	R	Dayton	Mont Pleasant, Fla.	
43	Lewis, Frank	6-1	196	29	6	Grambling	New Orleans, La.	10
	Pough, Ernest	6-1	174	24	R	Texas Southern	Jacksonville, Fla.	
	Prince, Gerald	6-2	185	24	R	Northeast La.	Houma, La.	
82	Stallworth, John	6-2	183	24	3	Alabama A&M	Decatur, Ala.	11
88	Swann, Lynn	6-0	180	24	3	USC	Alcoa, Tenn.	14
TIGHT ENDS								
87	Brown, Larry	6-4	229	27	6	Kansas	Jacksonville, Fla.	14
	Burton, Barry	6-2½	233	22	R	Vanderbilt	Nashville, Tenn.	
	Cunningham, Bennie	6-4	255	21	R	Clemson	Seneca, S.C.	
84	Grossman, Randy	6-1	215	22	3	Temple	Philadelphia	14
CENTERS								
	Files, James	6-2	246	23	R	McNeese St.	Houston, Texas	
56	Mansfield, Ray	6-3	260	35	13	Washington	Bakersfield, Calif.	14
	Pinney, Raymon	6-4	240	22	R	Washington	Seattle, Wash.	
52	Webster, Mike	6-1½	250	24	3	Wisconsin	Tomahawk, Wisc.	14
GUARDS								
50	Clack, Jim	6-3	250	28	6	Wake Forest	Rocky Mount, N.C.	13
57	Davis, Sam	6-1	255	32	10	Allen	Ocilla, Ga.	14
	Kregel, Jim	6-1	245	24	R	Ohio State	Toledo, Ohio	
72	Mullins, Gerry	6-3	244	27	6	USC	Fullerton, Calif.	14
OFFENSIVE TACKLES								
71	Gravelle, Gordon	6-5	250	27	5	Brigham Young	Oakland, Calif.	14
55	Kolb, Jon	6-2	262	29	8	Oklahoma St.	Ponca City, Okla.	14

No.	Name	Hgt.	Wgt.	Age	NFL Exp.	College	Birthplace	Games in '75
DEFENSIVE BACKS								
45	Allen, Jim	6-2	194	24	3	UCLA	Clearwater, Fla.	14
47	Blount, Mel	6-3	205	28	7	Southern	Vidalia, Ga.	14
	Blueford, Morris	6-0	188	23	R	Virginia Tech	Hampton, Va.	
	Braszo, Ray	6-0	185	23	1	Rhode Island	Homestead, Pa.	
	Brown, Michael	6-2	200	23	R	Central St.	Lake Great, Ill.	
27	Edwards, Glen	6-0	185	29	6	Florida A&M	St. Petersburg, Fla.	14
	Fields, Wayne	6-0	200	21	R	Florida	West Palm Beach, Fla.	
	Gaines, Wentford	6-0	185	23	R	Cincinnati	Anderson, S.C.	
	Hooker, Allen	5-11	175	22	R	Texas Christian	Sherman, Tex.	
	Sexton, Brent	6-1	190	23	1	Elon	Fayetteville, N.C.	
31	Shell, Donnie	5-11	190	24	3	South Carolina	Whitmire, S.C.	14
24	Thomas, J. T.	6-2	196	25	4	Florida St.	Macon, Ga.	14
23	Wagner, Mike	6-1	200	27	6	Western Ill.	Waukegan, Ill.	12

LINEBACKERS

	Campbell, Gary	6-1	209	24	R	Colorado	Honolulu, Hawaii	
59	Ham, Jack	6-1	225	27	6	Penn State	Johnstown, Pa.	14
	Humphrey, Al	6-3	225	23	R	Tulsa	Denver, Col.	
	Hunt, Charles	6-3	220	25	R	Florida St.	Jacksonville, Fla.	
	Kain, Larry	6-1	235	23	R	Ohio St.	Dayton, Ohio	
54	Kellum, Marv	6-2	225	24	3	Wichita St.	Topeka, Kansas	14
58	Lambert, Jack	6-4	220	24	3	Kent St.	Mantua, Ohio	14
	Marshall, Ray	6-1	210	23	R	West Virginia	Pittsburgh, Pa.	
	Norton, Randy	6-2	205	22	R	Rice	Cleburne, Tex.	
	Rosecrans, Jim	6-1	230	23	R	Penn State	Camillus, N.Y.	
34	Russell, Andy	6-2	225	34	12	Missouri	Detroit, Mich.	14
	Simmons, Ramsey	6-2	225	25	R	Hawaii	McKeesport, Pa.	
51	Toews, Loren	6-3	222	24	4	California	Dinuba, Calif.	14

DEFENSIVE ENDS

76	Banaszak, John	6-3	244	26	2	Eastern Mich.	Cleveland, Ohio	14
	Barber, Bob	6-3	240	24	R	Grambling	Ferriday, La.	
	Davis, Melvin	6-4	241	24	R	North Texas St.	Corpus Christi, Tex.	
68	Greenwood, L.C.	6-6½	250	29	8	Arkansas AM&N	Canton, Miss.	14
	McAleney, Edward	6-2	235	23	R	Massachusetts	Portland, Maine	
78	White, Dwight	6-4	255	27	6	East Texas St.	Hampton, Va.	14

DEFENSIVE TACKLES

	Coder, Ron	6-2	230	22	R	Penn State	Savannah, Ga.	
	Dunn, Gary	6-3	240	23	R	Miami (Fla.)	Coral Gables, Fla.	
64	Furness, Steve	6-4	255	25	5	Rhode Island	Providence, R.I.	14
75	Greene, Joe	6-4	275	29	8	North Texas St.	Temple, Texas	10
63	Holmes, Ernie	6-3	260	28	5	Texas Southern	Jamestown, Texas	13
	Hunter, Paul	6-2	265	24	R	Cincinnati	Morganton, N.C.	

KICKERS

10	Gerela, Roy	5-10	185	28	8	New Mexico St.	Sarraig, Alberta, Can.	14
39	Walden, Bobby	6-0	190	38	13	Georgia	Boston, Ga.	14

1976 STEELER TRAINING CAMP DEPTH CHART

OFFENSE

OFFENSE			
WR	LT	LG	C
43 Lewis	55 Kolb	50 Clack	56 Mansfield
82 Stallworth	72 Mullins	57 Davis, S.	52 Webster
Gaddis (D13-'75)	Pinney (D2)	Kregel (D10-'74)	Pinney (D2)
Pough (D3)			Files (D2)
Carroll (D12)			
Bryant (FA)			

RB	RB	QB	TE
20 Bleier	32 Harris	12 Bradshaw	87 Brown, L.
33 Fuqua	33 Fuqua	5 Hanratty	84 Grossman
44 Collier	46 Harrison	17 Gilliam	Cunningham (D1)
Deloplane (D6)	Fuchs (D11)	Kruczek (D2)	Burton (D7)
Reamon (D9-'74)	Butts (D16)	Madeya (FA)	
Moseley (FA)	Goodie (FA)		
	Grover (FA)		

DEFENSE

LE	LT	RT	RE
68 Greenwood	75 Greene	63 Holmes	78 White, D.
76 Banaszak	64 Furness	64 Furness	76 Banaszak
McAleney (D8)	Coder (D3)	Dunn (D6)	Davis, M.
Barber (D2-'75)	Hunter (FA)		

LLB	MLB	RLB	PK
59 Ham	58 Lambert	34 Russell	10 Gerela
54 Kellum	54 Kellum	51 Toews	
Campbell (D10)	Kain (D13)	Norton (D5)	
Marshall (FA)		Hunt (FA)	
Rosecrans (FA)		Simmons (FA)	
Humphrey (FA)			

LCB	RS	RCB	P
24 Thomas	27 Edwards	47 Blount	39 Walden
45 Allen	31 Shell	45 Allen	Burton (D7)
Sexton (D5-'75)	Braszo (FA)	Gaines (D9)	
Fields (D14)		Hooker (FA)	
Brown, M. (FA)			
Blueford (FA)			

1975 STEELER RESULTS

PRESEASON

August 1	Steelers 21	—	All Stars	17	54,562
August 9	Steelers 14	—	Philadelphia	17	48,977
August 17	Steelers 21	@	Oakland	24	57,937
August 22	Steelers 31	@	Baltimore	10	32,081
August 30	Steelers 7	@	N.Y. Giants	24	38,185
September 6	Steelers 24	—	New Orleans	13	47,341
September 14	Steelers 16	@	Dallas	17	43,186

WON 3, LOST 4

Attendance: 267,707—Home 96,318; Away 171,389

REGULAR SEASON

September 21	Steelers 37	@	San Diego	0	37,987
September 28	Steelers 21	—	Buffalo	30	49,348
October 5	Steelers 42	@	Cleveland	6	73,595
October 12	Steelers 20	—	Denver	9	49,164
October 19	Steelers 34	—	Chicago	3	47,579
October 26	Steelers 16	@	Green Bay	13	52,815
November 2	Steelers 30	@	Cincinnati	24	58,418
November 9	Steelers 24	—	Houston	17	49,460
November 16	Steelers 28	—	Kansas City	3	48,803
November 24	Steelers 32	@	Houston	9	49,947
November 30	Steelers 20	@	N.Y. Jets	7	52,618
December 7	Steelers 31	—	Cleveland	17	47,962
December 13	Steelers 35	—	Cincinnati	14	48,889
December 20	Steelers 3	@	Los Angeles	10	69,389

WON 12, LOST 2

Attendance: 735,974—Home 341,205; Away 394, 769

POST-SEASON

December 27	Steelers 28	—	Baltimore	10	49,053
January 4	Steelers 16	—	Oakland	10	49,103
January 18	Steelers 21	—	Dallas	17	80,197

Attendance: 178,353

FINAL 1975 NFL TEAM STANDING

AMERICAN CONFERENCE

Eastern Division

	W	L	T	Pct.	Pts.	OP
Baltimore	10	4	0	.714	395	269
Miami	10	4	0	.714	357	222
Buffalo	8	6	0	.571	420	355
New England	3	11	0	.214	258	358
N.Y. Jets	3	11	0	.214	258	433

Central Division

	W	L	T	Pct.	Pts.	OP
PITTSBURGH	12	2	0	.857	373	162
Cincinnati	11	3	0	.786	340	246
Houston	10	4	0	.714	293	226
Cleveland	3	11	0	.214	218	372

Western Division

	W	L	T	Pct.	Pts.	OP
Oakland	11	3	0	.786	375	255
Denver	6	8	0	.429	254	307
Kansas City	5	9	0	.357	282	341
San Diego	2	12	0	.143	189	345

NATIONAL CONFERENCE

Eastern Division

	W	L	T	Pct.	Pts.	OP
St. Louis	11	3	0	.786	356	276
Dallas	10	4	0	.714	350	268
Washington	8	6	0	.571	325	276
N.Y. Giants	5	9	0	.357	216	306
Philadelphia	4	10	0	.286	225	302

Central Division

	W	L	T	Pct.	Pts.	OP
Minnesota	12	2	0	.857	377	180
Detroit	7	7	0	.500	245	262
Green Bay	4	10	0	.286	226	285
Chicago	4	10	0	.286	191	379

Western Division

	W	L	T	Pct.	Pts.	OP
Los Angeles	12	2	0	.857	312	135
San Francisco	5	9	0	.357	255	286
Atlanta	4	10	0	.286	240	289
New Orleans	2	12	0	.143	165	360

POST SEASON RESULTS

AFC Playoffs

PITTSBURGH 28, Baltimore 10
Oakland 31, Cincinnati 28

AFC Championship

PITTSBURGH 16, Oakland 10

NFC Playoffs

Dallas 17, Minnesota 14
Los Angeles 35, St. Louis 23

NFC Championship

Dallas 37, Los Angeles 7

SUPER BOWL X

PITTSBURGH 21, Dallas 17

1975 INDIVIDUAL STATISTICS

PASSING	Att.	Comp.	Yds.	Pct.	TD	Int.	LG	Lost/Att.	Rating
BRADSHAW	286	165	2055	57.7	18	9	59	31-290	88.2
GILLIAM	48	24	450	50.0	3	3	53	0-0	77.6
WALDEN	3	2	39	66.7	0	0	20	0-0	—
HANRATTY	0	0	0	0.0	0	0	0	0-0	—
STEELERS TOTAL	337	191	2544	56.7	21	12	59	31-290	86.5
Opp. Total	396	183	2194	46.2	9	27	51	43-358	43.0
RUSHING				Att.	Yds.	Avg.	LG		TD
HARRIS				262	1246	4.8	36		10
BLEIER				140	528	3.8	17		2
FUQUA				74	285	3.9	18		1
BRADSHAW				35	210	6.0	27		3
HARRISON				43	191	4.4	17		3
COLLIER				21	124	5.9	23		3
LEWIS				2	36	18.0	24		0
SWANN				3	13	4.3	11		0
HANRATTY				1	0	0.0	0		0
STEELERS TOTAL				581	2633	4.5	36		22
Opp. Total				431	1825	4.2	88		8
RECEIVING				No.	Yds.	Avg.	LG		TD
SWANN				49	781	15.9	43		11
HARRIS				28	214	7.6	44		1
STALLWORTH				20	423	21.2	59		4
FUQUA				18	146	8.1	21		0
LEWIS				17	308	18.1	40		2
L. BROWN				16	244	15.3	27		1
BLEIER				15	65	4.3	13		0
GARRETT				13	178	13.7	45		1
GROSSMAN				11	135	12.3	21		1
SHELL				2	39	19.5	20		0
COLLIER				1	7	7.0	7		0
HARRISON				1	4	4.0	4		0
STEELERS TOTAL				191	2544	13.3	59		21
Opp. Total				183	2194	12.0	59		9
INTERCEPTIONS				No.	Yds.	Avg.	LG		TD
BLOUNT				11	121	11.0	47		0
WAGNER				4	122	30.5	65		0
EDWARDS				3	68	22.7	47		0
THOMAS				3	44	14.7	33		0
LAMBERT				2	35	17.5	24		0
ALLEN				2	0	0.0	0		0
SHELL				1	29	29.0	29		0
HAM				1	2	2.0	2		0
STEELERS TOTAL				27	421	15.6	65		0
Opp. Total				12	47	3.9	25		0
PUNTING				No.	Yds.	Avg.	LG		BI
WALDEN				69	2717	39.4	67		1
STEELERS TOTAL				69	2717	39.4	67		1
Opp. Total				90	3612	40.1	68		1
KICKOFF RETURNS				No.	Yds.	Avg.	LG		TD
HARRIS				1	27	27.0	27		0
COLLIER				22	523	23.8	94		1
D. BROWN				6	126	21.0	26		0
BLOUNT				8	139	17.4	23		0
FUQUA				1	0	0.0	0		0
STEELERS TOTAL				38	815	21.4	94		1
Opp. Total				64	1304	20.4	40		0
PUNT RETURNS				No.	FC	Yd.	Avg.	LG	TD
EDWARDS				25	3	267	10.7	25	0
D. BROWN				22	9	217	9.9	48	0
SWANN				7	1	64	9.1	21	0
STEELERS TOTAL				54	13	548	10.5	48	0
Opp. Total				36	3	199	5.5	19	0
SCORING				TDR	TDP	TDR%	FG	PAT	TP
GERELA				—	—	—	21-17	46-44	95
SWANN				0	11	0	—	—	66
HARRIS				10	1	0	—	—	66
COLLIER				3	0	1	—	—	24
STALLWORTH				0	4	0	—	—	24
HARRISON				3	0	0	—	—	18
BRADSHAW				3	0	0	—	—	18
BLEIER				2	0	0	—	—	12
LEWIS				0	2	0	—	—	12
MULLINS				0	0	1	—	—	6
GROSSMAN				0	1	0	—	—	6
GARRETT				0	1	0	—	—	6
L. BROWN				0	1	0	—	—	6
FUQUA				1	0	0	—	—	6
THOMAS				0	0	1	—	—	6
WHITE—Safety				—	—	—	—	—	2
STEELERS TOTAL				22	21	3	21-17	46-44	373
Opp. Total				8	9	2	18-11	19-15	162
FIELD GOALS				1-19	20-29	30-39	40-49	50+	
GERELA				4-4	7-7	7-5	2-1	1-0	
Opp. Total				0-0	5-5	7-5	6-1	0-0	

OPP. FUM. REC.: Wagner 3, Ham 1, Shell 1, Collier 1, Kellum 1, Holmes 1, Banaszak 1, Lambert 1.

FUMBLES/LOST: Harris 9-5, Bradshaw 6-5, Bleier 7-4, Collier 2-2, Swann 4-1, L. Brown 2-1, Blount 1-1, D. Brown 1-1, Fuqua 1-0, Wagner 1-0.

SACKS: Holmes 8½, White 7½, Furness 6½, Greenwood 6, Greene 3, Ham 3, Russell 3, Toews 2½, Bancszak 2, Lambert 1.

1975 STEELER TEAM STATISTICS

	STEELERS	OPP.
FIRST DOWNS	288	214
Rushing	149	91
Passing	125	97
Penalty	14	26
THIRD DOWN EFFICIENCY-ATTEMPTS	205	216
Successes	92	79
Percentage	44.9	36.6
NET TOTAL OFFENSE	4887	3661
Ball Control Plays	949	870
Average Gain per Play	5.1	4.2
Average Yards per Game	349.1	261.5
Percentage Total Yards Rushing	53.9	49.9
Percentage Total Yards Passing	46.1	50.1
NET RUSHING	2633	1825
Rushing Plays	581	431
Average Gain per Rush	4.5	4.2
Average Rushing per Game	188.1	130.4
Long Gain	36	88
Touchdowns	22	8
NET PASSING	2254	1836
Attempts	337	396
Completions	191	183
Percentage Completed	56.7	46.2
Touchdowns	21	9
Percentage Touchdown Passes	6.2	2.2
Long Gain	59	51
Interceptions	12	27
Percentage Intercepted Passes	3.6	6.8
Gross Yards Gained	2544	2194
Passer Tackled	31	43
Yards Lost Attempting to Pass	290	358
Average Gain per Passing Play	6.1	4.2
Average Gain per Pass Completion	13.3	12.2
Average Passing per Game	161.0	131.1
KICKOFF RETURNS	38	64
Yards Returned	815	1304
Average Yards per Return	21.4	20.4
Long Gains	94	40
Touchdowns	1	0
PUNT RETURNS	54	36
Yards Returned	548	199
Average Yards per Return	10.5	5.5
Long Gain	48	19
Touchdowns	0	0
INTERCEPTIONS	27	12
Yards Returned	421	47
Average Yards per Return	15.6	3.9
Long Gain	65	25
Touchdowns	1	0
PUNTS	69	90
Yards Punted	2717	3612
Average Yards per Punt	39.4	40.1
Long	67	68
Blocked	1	1
PENALTIES	89	85
Yards Penalized	756	700
Average Yards per Penalty	8.5	8.2
FUMBLES	34	22
Lost	23	10
Own Recovered	14	12
Opponents' Recovered for Touchdowns	1	2
TOTAL POINTS	373	162
Average Points per Game	26.6	11.6
TOTAL TOUCHDOWNS	46	19
Rushing	22	8
Passing	21	9
Interception Returns	1	0
Fumble Returns	1	2
Kickoff Returns	1	0
Punt Returns	0	0
Safety	1	0
Extra Points/Attempts	46/44	19/15
Field Goals/Attempts	21/17	18/11
Field Goal Percentage	80.9	61.1

SCORE BY QUARTERS

	1st	2nd	3rd	4th	O.T.	Total
Steelers	63	118	81	111	0	373
Opponents	9	62	23	68	0	162

1975 STEELER POSTSEASON STATISTICS

TEAM

	Steelers	Opponents
TOTAL FIRST DOWNS	45	42
Rushing	25	13
Passing	19	25
Penalty	3	11
3rd Down Efficiency	46-17	54-17
TOTAL NET YARDS	958	745
Total Offensive Plays	190	206
Avg. Gain per Play	5.0	3.6
Avg. Gain per Game	319.3	248.3
NET YARDS RUSHING	477	283
Total Rushing Plays	128	104
Avg. Gain per Rush	3.7	2.7
Avg. Gain Rush. per Game	159.0	94.3
NET YARDS PASSING	481	462
Lost Attempting to Pass	5-46	14-88
Gross Yards Passing	527	550
Attempts/Completions/Interceptions	57-32-5	94-41-7
Percent Completed	56.1	43.6
Avg. Gain per Pass. Att.	8.4	4.9
Avg. Gain per Pass. Comp.	16.5	13.4
Avg. Net Pass per Game	160.3	154.0
PUNTS/YARDS/AVG.	12-472-39.3	24-909-37.9
PUNT RET./YARDS/AVERAGE	12-105-8.8	6-35-5.8
KICKOFF RET./YARDS/AVERAGE	10-222-22.2	13-270-20.7
INTERCEPTIONS/YARDS/AVERAGE	7-149-21.3	5-86-17.2
PENALTIES/YARDS	8-77	12-113
FUMBLES/LOST	13-7	10-4
TOTAL POINTS	65	37
Avg. Points per Game	21.7	12.3
Touchdowns	8	4
Rushing	4	0
Passing	3	4
Interceptions Returns	1	0
Safeties	1	0
Extra Points	8-6	4-4
Field Goals	7-3	4-3

INDIVIDUAL

INDIVIDUAL									
PASSING	Att.	Comp.	Yds	Pct.	TD	Int.	LG	Lost/Att.	Rating
BRADSHAW	57	32	527	56.1	3	5	64	5-46	72.0
HANRATTY	0	0	0	0	0	0	0	0-0	0.0
STEELERS TOTAL	57	32	527	56.1	3	5	64	5-46	72.0
Opp. Total	94	41	550	43.6	4	7	58	14-88	46.3
RUSHING	Att.	Yds.	Avg.	LG	TD				
HARRIS	81	314	3.9	25	2				
BLEIER	37	95	2.6	8	1				
BRADSHAW	9	60	6.7	16	1				
COLLIER	1	8	8.0	8	0				
STEELERS TOTAL	128	477	3.7	25	4				
Opp. Total	104	283	2.7	16	0				
RECEIVING	No.	Yds.	Avg.	LG	TD				
SWANN	8	221	27.6	64t	1				
HARRIS	6	84	14.0	26	0				
GROSSMAN	5	43	8.6	14	1				
LEWIS	4	98	24.5	34	0				
STALLWORTH	4	38	9.5	20	1				
L. BROWN	3	29	9.7	13	0				
BLEIER	2	14	7.0	9	0				
STEELERS TOTAL	32	527	16.5	64t	3				
Opp. Total	41	550	13.4	58	4				
INTERCEPTIONS	No.	Yds.	Avg.	LG	TD				
WAGNER	3	53	17.7	34	0				
EDWARDS	1	35	35.0	35	0				
THOMAS	1	35	35.0	35	0				
BLOUNT	1	20	20.0	20	0				
HAM	1	6	6.0	6	0				
STEELERS TOTAL	7	149	21.3	35	0				
Opp. Total	5	86	17.2	58	0				
KICKOFF RETURNS	No.	Yds.	Avg.	LG	TD				
COLLIER	3	82	27.3	43	0				
D. BROWN	2	53	26.5	36	0				
BLOUNT	3	64	21.3	27	0				
HARRISON	2	23	11.5	21	0				
STEELERS TOTAL	10	222	22.2	43	0				
Opp. Total	13	270	20.7	53	0				
PUNT RETURNS	No.	FC	Yds.	Avg.	LG	TD			
EDWARDS	4	0	39	9.8	16	0			
COLLIER	2	1	17	8.5	17	0			
D. BROWN	2	1	49	8.2	16	0			
STEELER TOTAL	12	2	105	8.8	17	0			
Opp. Total	6	4	35	5.8	18	0			

1975 STEELER REVIEW

Pittsburgh 37, San Diego 0

Sept. 21 at San Diego, 37,987

The Steelers scored four of the first five times they had the ball and went on to register their second straight opening day shutout. Terry Bradshaw completed 75% of his passes to nine different receivers and Franco Harris paced the ground game which totaled over 200 yards in a balanced offensive performance.

Pittsburgh	10	10	3	14	37
San Diego	0	0	0	0	0

Pitt.—Gerela FG 29 yards

Pitt.—Lewis 40-yard pass from Bradshaw (Gerela kick)

Pitt.—Mullins recovered fumble in end zone (Gerela kick)

Pitt.—Gerela FG 25 yards

Pitt.—Gerela FG 38 yards

Pitt.—Stallworth 38-yard pass from Bradshaw (Gerela kick)

Pitt.—Collier 7-yard run (Gerela kick)

TEAM STATISTICS

	Pitt.	SD
First Downs	24 (12-11-1)	9 (5-4-0)
Net Offensive Ydg.-Plays-Avg.	443-75-5.9	146-50-2.9
Rushing Ydg.-Attempts-Avg.	205-45-4.6	88-23-3.8
Net Pass. Ydg.-Yds. Lost Att.	238 (1-8)	58 (4-28)
Passes-Comp.-Int.	29-22-0	23-12-3
Punts-No. & Avg.	2-44.0	8-38.0
Fumbles-No. & Lost	3-2	2-1
Penalties-No. & Yds.	4-31	8-54

INDIVIDUAL STATISTICS

Rushing

Pittsburgh—Harris 17 for 78, Harrison 9 for 45, Bleier 14 for 43, Lewis 1 for 12, Bradshaw 1 for 11, Fuqua 2 for 9, Collier 1 for 7.

San Diego—Woods 13 for 35, Matthews 3 for 24, Fouts 3 for 18, Carter 2 for 11, Scarber 1 for 2, Young 1 for -2.

Passing

Pittsburgh—Bradshaw 21 of 28 for 227 yards, 2 TDs, Walden 1 of 1 for 19 yards.

San Diego—Carter 3 of 5 for 24 yards, 1 Int., Fouts 6 of 13 for 26 yards, 1 Int. Freitas 3 of 5 for 26 yards, 1 Int.

Receiving

Pittsburgh—Fuqua 5 for 20, Lewis 4 for 69, Stallworth 3 for 56, Swann 3 for 28, Harris 2 for 24, Shell 1 for 19, L. Brown 1 for 13, Bleier 1 for 8, Grossman 1 for 5, Harrison 1 for 4.

San Diego—Curran 6 for 42, Scarber 2 for 16, Young 1 for 14, Briscoe 1 for 11, Matthews 1 for 6, Woods 1 for -3.

Buffalo 30, Pittsburgh 21

Sept. 28 at Pittsburgh, 49,348

O. J. Simpson ran for 227 yards and the Steelers committed five costly turnovers. The Bills' first two scores resulted from a Terry Bradshaw interception and a fumble. After that they controlled the game on the running of Simpson and Jim Braxton which forced the Steelers out of their normal game. Joe Gilliam brought the Steelers back but it was too little, too late.

Buffalo	0	10	13	7	30
Pittsburgh	0	0	7	14	21

Buf.—Leypoldt FG 37 yards

Buf.—Kadish, 26-yard run with fumble (Leypoldt kick)

Buf.—Gant 7-yard pass from Ferguson (Leypoldt kick)

Buf.—Simpson 88-yard run (Leypoldt kick failed)

Pitt.—Harris 2-yard run (Gerela kick)

Buf.—Chandler 28-yard pass from Ferguson (Leypoldt kick)

Pitt.—Grossman 20-yard pass from Gilliam (Gerela kick)

Pitt.—Harris 1-yard run (Gerela kick)

TEAM STATISTICS

	Buf.	Pitt.
First Downs	21 (12-8-1)	19 (7-11-1)
Net Offensive Ydg.-Plays-Avg.	434-67-6.5	353-63-5.6
Rushing Ydg.-Attempts-Avg.	310-46-6.7	122-30-4.1
Net. Pass Ydg.-Yds. Lost Att.	124 (1-5)	231 (4-38)
Passes-Comp.-Int.	20-9-0	29-14-2
Punts-No. & Avg.	8-34.4	5-42.0
Fumbles-No. & Lost	3-1	3-3
Penalties-No. & Yds.	7-47	3-30

INDIVIDUAL STATISTICS

Rushing

Buffalo—Simpson 28 for 227, Braxton 14 for 80, Ferguson 2 for 1, Calhoun 2 for 2.

Pittsburgh—Harris 18 for 84, Bleier 7 for 18, Fuqua 2 for 13, Bradshaw 3 for 7.

Passing

Buffalo—Ferguson 9 of 20 for 129 yards, 2 TDs.

Pittsburgh—Bradshaw 3 of 8 for 69 yards, 1 Int., Gilliam 11 of 21 for 200 yards, 1 TD, 1 Int.

Receiving

Buffalo—Chandler 3 for 59, Gant 3 for 35, Seymour 2 for 33, Braxton 1 for 2.

Pittsburgh—Stallworth 3 for 103, Swann 3 for 51, Harris 3 for 10, Lewis 2 for 63, Grossman 1 for 20, Fuqua 1 for 13, Bleier 1 for 9.

Pittsburgh 42, Cleveland 6

Oct. 5 at Cleveland, 73,595

The Steelers registered their second straight win in Cleveland for the first time ever and in the process tallied their most points there in the 25-year history of the series. Terry Bradshaw and Joe Gilliam established a team game record by completing 78.3% of their passes as the offense went over the 500-yard mark for the first time under Chuck Noll.

Pittsburgh	7	21	0	14	42
Cleveland	0	0	0	6	6

Pitt.—Stallworth 3-yard pass from Bradshaw (Gerela kick)

Pitt.—Harris 1-yard run (Gerela kick)

Pitt.—Collier 1-yard run (Gerela kick)

Pitt.—Swann 43-yard pass from Gilliam (Gerela kick)

Clev.—McKinnis 7-yard run (Cockroft kick failed)

Pitt.—Garrett 45-yard pass from Gilliam (Gerela kick)

Pitt.—Harrison 3-yard run (Gerela kick)

TEAM STATISTICS

	Pitt.	Clev.
First Downs	23 (8-13-2)	19 (6-9-4)
Net Offensive Ydg.-Plays-Avg.	501-64-7.8	221-66-3.3
Rushing Ydg.-Attempts-Avg.	134-40-3.4	122-31-3.9
Net Passing Ydg.-Yds. Lost Att.	367 (1-5)	99 (4-37)
Passes-Comp.-Int.	23-18-0	31-16-2
Punts-No. & Avg.	5-33.0	8-41.1
Fumbles-No. & Lost	1-0	2-0
Penalties-No. & Yds.	10-90	7-90

INDIVIDUAL STATISTICS

Rushing

Pittsburgh—Harris 17 for 57, Bleier 10 for 37, Fuqua 4 for 21, Harrison 4 for 14, Collier 3 for 10, Hanratty 1 for 0, Bradshaw 1 for -5.

Cleveland—Pruitt 14 for 54, McKinnis 9 for 46, Pritchett 5 for 10, Phipps 2 for 9, K. Brown 1 for 3.

Passing

Pittsburgh—Bradshaw 7 of 8 for 151 yards, 1 TD, Gilliam 11 of 15 for 221 yards, 2 TDs.

Cleveland—Phipps 16 of 31 for 136 yards, 2 Ints.

Receiving

Pittsburgh—Swann 5 for 126, Stallworth 4 for 109, Garrett 3 for 84, Grossman 3 for 30, L. Brown 1 for 20, Harris 1 for 9, Bleier 1 for -6.

Cleveland—Pruitt 6 for 30, McKinnis 3 for 17, Miller 2 for 14, Roan 1 for 31, Rucker 1 for 15, LeFear 1 for 14, Holden 1 for 9, K. Brown 1 for 6.

Pittsburgh 20, Denver 9

Oct. 12 at Pittsburgh, 49,164

After three losses and a frustrating overtime tie against the Broncos, the Steelers finally beat Denver on the strength of Lynn Swann's two sensational end zone receptions. They were able to sit on a 17-3 lead after the Broncos lost their best offensive player, Otis Armstrong, and their best defensive player, Paul Smith. Four turnovers killed what little offense the Broncos were able to generate.

Denver	3	6	0	0	9
Pittsburgh	7	10	0	3	20

Den.—Turner FG 22 yards

Pitt.—Swann 43-yard pass from Bradshaw (Gerela kick)

Pitt.—Swann 9-yard pass from Bradshaw (Gerela kick)

Pitt.—Gerela FG 39 yards

Den.—Turner FG 39 yards

Den.—Turner FG 36 yards

Pitt.—Gerela FG 28 yards

TEAM STATISTICS

	Den.	Pitt.
First Downs	17 (7-7-3)	14 (6-7-1)
Net Offensive Ydg.-Plays-Avg.	277-74-3.6	327-66-5.0
Rushing Ydg.-Attempts-Avg.	124-36-3.4	137-39-3.5
Net Pass. Ydg.-Yds. Lost Att.	153 (2-17)	190 (1-1)
Passes-Comp.-Int.	36-12-3	26-16-0
Punts-No. & Avg.	4-48.3	7-32.1
Fumbles-No. & Lost	2-1	4-2
Penalties-No. & Yds.	5-32	13-99

INDIVIDUAL STATISTICS

Rushing

Denver—Keyworth 15 for 58, Armstrong 7 for 28, Hufnagel 7 for 19, Odoms 1 for 12, Johnson 2 for 6, Ross 9 for 1.

Pittsburgh—Harris 21 for 69, Bleier 14 for 53, Bradshaw 3 for 15, Swann 1 for 0.

Passing

Denver—Johnson 12 of 31 for 170 yards, 2 Ints., Hufnagel 0 of 5, 1 Int.

Pittsburgh—Bradshaw 16 of 26 for 191 yards, 2 TDs.

Receiving

Denver—Moses 4 for 81, Odoms 4 for 63, Keyworth 3 for 15, Upchurch 1 for 11.

Pittsburgh—Harris 4 for 20, Bleier 4 for 16, Stallworth 3 for 31, Swann 2 for 52, Lewis 2 for 45, L. Brown 1 for 27.

Pittsburgh 34, Chicago 3

Oct. 19 at Pittsburgh, 47,579

The youthful Bears hung tough through a fairly even first half until a pass interference penalty set up the game's first touch-down late in the second quarter. The Bears ball-control style was very effective as they mixed their plays well, frequently passing on first down and running on passing downs. Defensively, they held the Steelers to their lowest yardage output of the year in a game that had just one turnover.

Chicago	0	3	0	0	3
Pittsburgh	0	10	10	14	34

Chi.—Thomas FG 32 yards
Pitt.—Gerela FG 37 yards
Pitt.—Harrison 1-yard run (Gerela kick)
Pitt.—Gerela FG 18 yards
Pitt.—Harris 3-yard run (Gerela kick)
Pitt.—Harris 3-yard run (Gerela kick)
Pitt.—Bradshaw 1-yard run (Gerela kick)

TEAM STATISTICS

	Chi.	Pitt.
First Downs	16 (10-3-3)	25(12-12-1)
Net Offensive Ydg.-Plays-Avg.	242-52-4.7	303-72-4.2
Rushing Ydg.-Attempts-Avg.	196-30-6.5	157-47-3.3
Net Pass. Ydg.-Yds. Lost Att.	46 (0-0)	146 (2-20)
Passes-Comp.-Int.	22-8-0	23-12-0
Punts-No. & Avg.	7-37.1	3-43.0
Fumbles-No. & Lost	1-1	0-0
Penalties-No. & Yds.	7-109	4-38

INDIVIDUAL STATISTICS

Rushing

Chicago—Adamle 17 for 110, Harper 13 for 85.
Pittsburgh—Bleier 11 for 44, Harris 17 for 41, Fuqua 7 for 38,
Collier 4 for 12, Bradshaw 3 for 11, Harrison 5 for 11.

Passing

Chicago—Huff 8 of 22 for 46 yards.
Pittsburgh—Bradshaw 11 of 22 for 146 yards, Walden 1 of 1 for 20 yards.

Receiving

Chicago—Harper 4 for 10, Rather 2 for 27, Grim 1 for 15, Adamle 1 for -6.
Pittsburgh—Swann 4 for 62, Garrett 3 for 32, Lewis 1 for 21, Shell 1 for 20, Grossman 1 for 17, Fuqua 1 for 11, Harris 1 for 3.

Pittsburgh 16, Green Bay 13

Oct. 26 at Milwaukee, 52,815

Roy Gerela's third field goal with little more than two minutes to play provided the winning margin as the Steelers unleashed a potent ground game that saw Rocky Bleier set a career-high of 163 yards rushing. John Hadl called upon all of his 15 years of experience to keep the Packers in the game all the way while using a wide assortment of plays to keep the Steeler defense honest.

Pittsburgh	3	10	0	3	16
Green Bay	0	6	7	0	13

Pitt.—Gerela FG 19 yards
GB—Brockington 2-yard run (Danelo kick blocked)
Pitt.—Collier 94-yard kickoff return (Gerela kick)
Pitt.—Gerela FG 19 yards
GB—Brockington 5-yard pass from Hadl (Danelo kick)
Pitt.—Gerela FG 29 yards

TEAM STATISTICS

	Pitt.	GB
First Downs	23 (17-5-1)	11 (2-7-2)
Net Offensive Ydg.-Plays-Avg.	332-82-4.1	161-47-3.4
Rushing Ydg.-Attempts-Avg.	248-59-4.2	63-21-3.0
Net Pass. Ydg.-Yds. Lost Att.	84 (0-0)	98 (4-30)
Passes-Comp.-Int.	23-12-0	22-14-1
Punts-No. & Avg.	4-44.5	8-38.5
Fumbles-No. & Lost	3-3	2-1
Penalties-No. & Yds.	5-52	1-5

INDIVIDUAL STATISTICS

Rushing

Pittsburgh—Bleier 35 for 163, Fuqua 13 for 52, Bradshaw 3 for 17, Harris 8 for 16.

Green Bay—Odom 1 for 27, Brockington 10 for 16, Harrell 7 for 12, Hadl 2 for 5, Bart Smith 1 for 3.

Passing

Pittsburgh—Bradshaw 12 of 22 for 84 yards, Gilliam 0 of 1.

Green Bay—Hadl 14 of 21 for 128 yards, 1 TD, 1 Int.

Receiving

Pittsburgh—Garret 4 for 38, Swann 3 for 25, Bleier 2 for 7, Fuqua 2 for 5, Brown 1 for 9.

Green Bay—Brockington 4 for 38, Harrell 4 for 28, Odom 2 for 34, McGeorge 2 for 9, Payne 1 for 16, Bart Smith 1 for 3.

Pittsburgh 30, Cincinnati 24

Nov. 2 at Cincinnati, 58,418

Mike Wagner's two fourth quarter interceptions stopped a late Bengal rally to protect a Steeler lead triggered by Franco Harris' best regular season game and the passing combination of Terry Bradshaw and Lynn Swann. The middle two quarters belonged to the Steeler defense as it completely throttled the Bengals, limiting them to one first down and 54 yards in this stretch.

Pittsburgh	0	10	13	7	30
Cincinnati	3	0	0	21	24

Cin.—Green FG 23 yards

Pitt.—Gerela FG 42 yards

Pitt.—Swann 37-yard pass from Bradshaw (Gerela kick)

Pitt.—Bleier 3-yard run (Gerela kick)

Pitt.—Swann 25-yard pass from Bradshaw (Gerela kick failed)

Cin.—Joiner 34-yard pass from Anderson (Green kick)

Cin.—E. Johnson 3-yard pass from Anderson (Green kick)

Pitt.—Bradshaw 1-yard run (Gerela kick)

Cin.—Myers 22-yard pass from Anderson (Green kick)

TEAM STATISTICS

	Pitt.	Cin.
First Downs	20 (10-8-2)	17 (3-13-1)
Net Offensive Ydg.-Plays-Avg.	369-74-5.1	367-67-5.5
Rushing Ydg.-Attempts-Avg.	239-47-5.1	69-20-3.5
Net Pass. Ydg.-Yds. Lost Att.	130 (3-34)	298 (4-33)
Passes-Comp.-Int.	24-13-2	43-19-3
Punts-No. & Avg.	6-39.7	8-41.9
Fumbles-No. & Lost	2-2	0-0
Penalties-No. & Yds.	11-85	11-90

INDIVIDUAL STATISTICS

Rushing

Pittsburgh—Harris 27 for 157, Bleier 11 for 38, Collier 1 for 23, Fuqua 4 for 11, Harrison 2 for 7, Bradshaw 2 for 3.

Cincinnati—Clark 13 for 56, E. Johnson 5 for 15, Coslet 1 for 1, Elliott 1 for -3.

Passing

Pittsburgh—Bradshaw 13 of 24 for 164 yards, 2 TDs, 2 Ints.

Cincinnati—Anderson 19 of 42 for 331 yards, 3 TDs, 3 Ints., Reeves 0 of 1.

Receiving

Pittsburgh—Swann 6 for 116, Garrett 3 for 24, Harris 2 for 0, L. Brown 1 for 13, Fuqua 1 for 11.

Cincinnati—Joiner 5 for 114, E. Johnson 5 for 54, Curtis 3 for 80, Clark 3 for 22, Myers 2 for 41, Trumpy 1 for 20.

Pittsburgh 24, Houston 17

Nov. 9 at Pittsburgh, 49,460

In what was billed as a defensive struggle, the teams showed quite a bit of offense with turnovers and penalties being a major factor all day. In the end, it was the Steelers' bench and Bobby Walden's punting that made the difference. Steve Furness, rookie John Banaszak and Frenchy Fuqua were outstanding in relief of injured regulars. Walden's educated foot kept the ball away from Billy Johnson, the Oilers' ace returner.

Houston	0	7	3	7	17
Pittsburgh	10	7	0	7	24

Pitt.—Gerela FG 22 yards

Pitt.—Swann 8-yard pass from Bradshaw (Gerela kick)

Hou.—Coleman 3-yard run (Butler kick)

Pitt.—L. Brown 8-yard pass from Bradshaw (Gerela kick)

Hou.—Butler FG 48 yards

Hou.—Willis 1-yard run (Butler kick)

Pitt.—Stallworth 21-yard pass from Bradshaw (Gerela kick)

TEAM STATISTICS

	Hou.	Pitt.
First Downs	18 (8-8-2)	22 (9-13-0)
Net Offensive Ydg.-Plays-Avg.	298-68-4.4	352-73-4.8
Rushing Ydg.-Attempts-Avg.	92-29-3.2	183-40-4.6
Net Pass. Ydg.-Yds. Lost Att.	206 (4-25)	169 (5-50)
Passes—Comp.-Int.	35-16-2	28-17-1
Punts-No. & Avg.	6-46.3	6-42.7
Fumbles-No. & Lost	1-1	4-1
Penalties-No. & Yds.	4-20	3-38

INDIVIDUAL STATISTICS

Rushing

Houston—Coleman 14 for 56, Willis 7 for 16, R. Holmes 3 for 8, Hardeman 2 for 6, Dickey 1 for 3, Rodgers 1 for 2, Pastorini 1 for 1.
Pittsburgh—Harris 19 for 68, Bleier 13 for 52, Bradshaw 3 for 16, Lewis 1 for 24, Fuqua 3 for 12, Swann 1 for 11.

Passing

Houston—Pastorini 15 of 33 for 203 yards, 2 Ints., Dickey 1 of 1 for 28 yards, Coleman 0 of 1.
Pittsburgh—Bradshaw 17 of 28 for 219 yards, 3 TDs, 1 Int.

Receiving

Houston—Burrough 6 for 99 yards, Johnson 3 for 55, Coleman 2 for 18, Sawyer 1 for 51, Hardeman 1 for 3.
Pittsburgh—L. Brown 7 for 93, Swann 4 for 60, Bleier 2 for 13, Harris 2 for 11, Fuqua 1 for 21, Stallworth 1 for 21.

Pittsburgh 28, Kansas City 3

Nov. 16 at Pittsburgh, 48,803

Terry Bradshaw connected with Lynn Swann on a 42-yard scoring pass with seven seconds to play in the first half to help the Steelers shake their doldrums and then go on to an easy victory. A KC on-side kick to open the second half misfired and it led to a second TD. For the second week in a row the Steeler bench played well, particularly Steve Furness and the running backs.

Kansas City	0	3	0	0	3
Pittsburgh	0	7	14	7	28

KC—Stenerud FG 32 yards

Pitt.—Swann 42-yard pass from Bradshaw (Gerela kick)

Pitt.—Harrison 10-yard run (Gerela kick)

Pitt.—Stallworth 16-yard pass from Bradshaw (Gerela kick)

Pitt.—Collier 21-yard run (Gerela kick)

TEAM STATISTICS

	KC	Pitt.
First Downs	12 (5-5-2)	23 (12-10-1)
Net Offensive Ydg.-Plays-Avg.	201-59-3.4	420-65-6.5
Rushing Ydg.-Attempts-Avg.	78-25-3.1	239-39-6.1
Net Pass. Ydg.-Yds. Lost Att.	123 (6-44)	181 (2-23)
Passes-Comp.-Int.	28-13-2	24-16-1
Punts-No. & Avg.	6-43.8	6-37.7
Fumbles-No. & Lost	2-0	3-1
Penalties-No. & Yds.	3-25	4-74

INDIVIDUAL STATISTICS

Rushing

Kansas City—Podolak 12 for 29, Green 4 for 23, Kinney 8 for 16, Adams 1 for 10.

Pittsburgh—Harris 17 for 119, Fuqua 13 for 63, Harrison 5 for 29, Collier 3 for 26, Bradshaw 1 for 2.

Passing

Kansas City—Livingston 11 of 23 for 152 yards, 1 Int., Adams 2 of 5 for 15 yards, 1 Int.

Pittsburgh—Bradshaw 16 of 24 for 204 yards, 2 TDs, 1 Int.

Receiving

Kansas City—Pearson 3 for 48, White 2 for 48, Lane 2 for 16, Brunson 1 for 25, Kinney 1 for 18, Podolak 1 for 8, Masters 1 for 6, Green 1 for 5, Adams 1 for -7.

Pittsburgh—Harris 6 for 61, Swann 3 for 57, Fuqua 2 for 36, L. Brown 2 for 24, Stallworth 2 for 21, Grossman 1 for 5.

Pittsburgh 32, Houston 9

Nov. 24 at Houston, 49,947

The Steelers took sole possession of first place for the first time all season with their most impressive victory of the year. Playing before a near-hysterical crowd against an outstanding team, they went to their ball-control game with Franco Harris' rushes and Terry Bradshaw's pinpoint passing. The defense contained the Oilers almost the entire night with a broken play accounting for the only Houston TD.

Pittsburgh	2	13	3	14	32
Houston	0	3	0	6	9

Pitt.—Safety, Pastorini tackled in end zone by White

Hou.—Butler FG 27 yards

Pitt.—Harris 4-yard run (Gerela kick)

Pitt.—Swann 18-yard pass from Bradshaw (Gerela kick failed)

Pitt.—Gerela FG 30 yards

Pitt.—Fuqua 13-yard run (Gerela kick)

Hou.—Burrough 59-yard pass from Pastorini (Butler kick failed)

Pitt.—Harris 13-yard run (Gerela kick)

TEAM STATISTICS

	Pitt.	Hou.
First Downs	22 (14-8-0)	13 (6-6-1)
Net Offensive Ydg.-Plays-Avg.	368-64-5.7	257-59-4.4
Rushing Ydg.-Attempts-Avg.	228-45-5.2	126-23-5.5
Net Pass. Ydg.-Yds. Lost Att.	139 (3-29)	131 (4-41)
Passes-Comp.-Int.	16-13-2	32-17-2
Punts-No. & Avg.	4-42.2	5-42.2
Fumbles-No. & Lost	5-3	3-3
Penalties-No. & Yds.	7-65	3-30

INDIVIDUAL STATISTICS

Rushing

Pittsburgh—Harris 21 for 149, Fuqua 13 for 32, Bradshaw 5 for 26, Collier 4 for 19, Swann 1 for 2, Harrison 1 for 0.

Houston—Coleman 10 for 58, Willis 6 for 36, Hardeman 6 for 34, Johnson 1 for -2.

Passing

Pittsburgh—Bradshaw 13 of 16 for 168 yards, 1 TD, 2 Ints.

Houston—Pastorini 17 of 32 for 172 yards, 1 TD, 2 Ints.

Receiving

Pittsburgh—Fuqua 4 for 27, Lewis 3 for 47, Swann 3 for 46, Stallworth 1 for 25, L. Brown 1 for 25, Harris 1 for -2.

Houston—Willis 5 for 16, Coleman 4 for 23, Burrough 2 for 56, Alston 2 for 15, Hawkins 1 for 32, Edwards 1 for 18, Frazier 1 for 9, Johnson 1 for 3.

Pittsburgh 20, New York Jets 7

Nov. 30 at New York, 52,618

In their first NY appearance in six years, the Steelers set a team record with their ninth straight win. They overcame a ragged offensive start caused by Terry Bradshaw's problems with an unpredictable wind and a minor injury to Franco Harris to score twice in the second quarter. Four Joe Namath interceptions stalled Jet drives which could have made the game much closer. Once again the Steeler bench excelled.

Pittsburgh	0	10	10	0	20
New York	0	0	0	7	7

Pitt.—Gerela FG 26 yards

Pitt.—Harris 44-yard pass from Bradshaw (Gerela kick)

Pitt.—Lewis 8-yard pass from Bradshaw (Gerela kick)

Pitt.—Gerela FG 19 yards

NY—Barkum 6-yard pass from Namath (Leahy kick)

TEAM STATISTICS

	Pitt.	NY
First Downs	21 (13-8-0)	16 (7-6-3)
Net Offensive Ydg.-Plays-Avg.	321-64-5.0	270-63-4.3
Rushing Ydg.-Attempts-Avg.	213-39-5.0	141-41-3.5
Net Pass. Ydg.-Yds. Lost Att.	108 (2-12)	129 (1-9)
Passes-Comp.-Int.	23-9-0	21-8-4
Punts-No. & Avg.	3-41.4	2-37.5
Fumbles-No. & Lost	1-0	0-0
Penalties-No. & Yds.	7-41	11-77

INDIVIDUAL STATISTICS

Rushing

Pittsburgh—Harrison 12 for 67, Harris 14 for 61, Bradshaw 3 for 56, Fuqua 9 for 27, Collier 1 for 2.

New York—Riggins 16 for 69, Davis 14 for 50, Garrett 5 for 14, Gresham 2 for 6, Boozer 4 for 2.

Passing

Pittsburgh—Bradshaw 9 of 22 for 120 yards, 2 TDs, Walden 0 of 1.

New York—Namath 8 of 21 for 138, 1 TD, 4 Ints.

Receiving

Pittsburgh—Lewis 4 for 43, Harris 3 for 59, Swann 2 for 18.

New York—Barkum 4 for 79, Caster 2 for 27, Bell 1 for 36, Davis 1 for -4.

Pittsburgh 31, Cleveland 17

Dec. 7 at Pittsburgh, 47,962

The Steelers overcame a 10-point deficit which resulted from two Cleveland TDs in 14 seconds of the second quarter, the latter when a Cleveland kickoff was fumbled by Mike Collier and returned for a score. It was an unprecedented fourth straight win for the Steelers over the Browns and clinched a playoff berth for them for the fourth straight year.

Cleveland	3	14	0	0	17
Pittsburgh	7	3	14	7	31

Clev.—Cockroft FG 26 yards

Pitt.—Harris 3-yard run (Gerela kick)

Clev.—Pruitt 1-yard run (Cockroft kick)

Clev.—Miller 17-yard run with fumble (Cockroft kick)

Pitt.—Gerela FG 32 yards

Pitt.—Swann 3-yard pass from Bradshaw (Gerela kick)

Pitt.—Swann 18-yard pass from Bradshaw (Gerela kick)

Pitt.—Harris 8-yard run (Gerela kick)

TEAM STATISTICS

	Clev.	Pitt.
First Downs	15 (8-6-1)	17 (9-8-0)
Net Offensive Ydg.-Plays-Avg.	237-72-3.0	258-68-3.8
Rushing Ydg.-Attempts-Avg.	122-32-3.8	160-39-4.1
Net Pass. Ydg.-Yds. Lost Att.	115 (3-30)	98 (4-37)
Passes-Comp.-Int.	37-14-3	25-11-0
Punts-No. & Avg.	8-41.0	8-41.6
Fumbles-No. & Lost	2-1	2-2
Penalties-No. & Yds.	4-41	7-40

INDIVIDUAL STATISTICS

Rushing

Cleveland—Pruitt 19 for 85, McKinnis 8 for 20, Phipps 3 for 11, Pritchett 2 for 6.

Pittsburgh—Harris 25 for 103, Bradshaw 3 for 30, Bleier 9 for 24, Harrison 1 for 2, Collier 1 for 1.

Passing

Cleveland—Phipps 14 of 37 for 145 yards, 3 Ints.

Pittsburgh—Bradshaw 11 of 25 for 135 yards, 2 TDs.

Receiving

Cleveland—Rucker 5 for 39, Pruitt 3 for 15, McKinnis 2 for 17, Holden 1 for 28, Morin 1 for 19, Pritchett 1 for 18, Hynoski 1 for 9.

Pittsburgh—Swann 5 for 67, Bleier 2 for 24, Harris 2 for 15, Lewis 1 for 20, Grossman 1 for 9.

Pittsburgh 35, Cincinnati 14

Dec. 13 at Pittsburgh, 48,889

The Steelers clinched their third division title in four years with an awesome display of finesse and power in registering a record 12th win. They moved 68 yards in 12 plays the first time they had the ball and then returned a fumble for a second score a few minutes later to settle the outcome early.

Cincinnati	0	7	0	7	14
Pittsburgh	14	7	7	7	35

Pitt.—Swann 3-yard pass from Bradshaw (Gerela kick)

Pitt.—Thomas 21-yard fumble return (Gerela kick)

Cin.—Fritts 1-yard run (Green kick)

Pitt.—Harris 10-yard run (Gerela kick)

Pitt.—Bradshaw 7-yard run (Gerela kick)

Pitt.—Harris 2-yard run (Gerela kick)

Cin.—Curtis 1-yard pass from Anderson (Green kick)

TEAM STATISTICS

	Cin.	Pitt.
First Downs	16 (4-10-2)	21 (11-9-1)
Net Offensive Ydg.-Plays-Avg.	317-63-5.0	319-62-5.1
Rushing Ydg.-Attempts-Avg.	123-26-4.7	191-38-5.0
Net Pass. Ydg.-Yds. Lost Att.	194 (4-42)	128 (1-21)
Passes-Comp.-Int.	33-19-1	23-13-1
Punts-No. & Avg.	5-38.0	4-42.5
Fumbles-No. & Lost	1-1	2-0
Penalties-No. & Yds.	8-45	7-48

INDIVIDUAL STATISTICS

Rushing

Cincinnati—Anderson 5 for 69, Clark 7 for 21, E. Johnson 10 for 18, Elliott 3 for 14, Fritts 1 for 1.

Pittsburgh—Harris 20 for 118, Bleier 9 for 25, Bradshaw 3 for 19, Collier 2 for 16, Harrison 1 for 8, Fuqua 3 for 5.

Passing

Cincinnati—Anderson 19 of 32 for 236 yards, 1 TD, 1 Int., Fritts 0 of 1.

Pittsburgh—Bradshaw 13 of 23 for 149 yards, 1 TD, 1 Int.

Receiving

Cincinnati—Myers 5 for 96, E. Johnson 4 for 11, Trumpy 3 for 48, Curtis 2 for 34, Elliott 2 for 17, Clark 2 for 15, Joiner 1 for 15.

Pittsburgh—Swann 5 for 69, Stallworth 3 for 57, Bleier 2 for 6, L. Brown 1 for 20, Collier 1 for 7, Fuqua 1 for 2.

Los Angeles 10, Pittsburgh 3

Dec. 20 at Los Angeles, 69,389

The Rams turned the Steelers fourth turnover of the game into a fourth quarter score to end the longest winning streak in Steeler history and the longest in the NFL in 1975. Both teams used reserves freely, the Steelers by choice and the Rams out of necessity. The three LA interceptions were the most against the Steelers all season. The highlight of the game from a Pittsburgh standpoint was Franco Harris' new single season rushing record and his 19th 100-yard game which carried him over the 4,000 mark for his career.

Pittsburgh	3	0	0	0	3
Los Angeles	0	3	0	7	10

Pitt.—Gerela FG 20 yards

LA—Dempsey FG 26 yards

LA—Jawolski 5-yard run (Dempsey kick)

TEAM STATISTICS

	Pitt.	LA
First Downs	14 (9-4-1)	14 (8-5-1)
Net Offensive Ydg.-Plays-Avg.	217-57-3.8	233-62-3.8
Rushing Ydg.-Attempts-Avg.	177-34-5.2	171-47-3.6
Net. Pass. Ydg.-Yds. Lost Att.	40 (2-17)	62 (2-17)
Passes-Comp.-Int.	21-5-3	13-6-1
Punts-No. & Avg.	6-34.3	7-37.6
Fumbles-No. & Lost	1-1	1-0
Penalties-No. & Yds.	3-20	3-36

INDIVIDUAL STATISTICS

Rushing

Pitt.—Harris 21 for 126, Bleier 7 for 31, Collier 1 for 8, Harrison 3 for 8, Bradshaw 1 for 2, Fuqua 1 for 2.

LA—Scribner 19 for 67, Phillips 11 for 51, Bryant 15 for 50, Jawolski 2 for 3.

Passing

Pitt.—Bradshaw 3 of 10 for 28 yards, 1 Int., Gilliam 2 of 11 for 29 yards, 2 Ints.

LA—Jawolski 6 of 13 for 79 yards, 1 Int.

Receiving

Pitt.—Grossman 3 for 49, Swann 1 for 4, Harris 1 for 4.

LA—Jackson 2 for 38, Phillips 2 for 10, McGee 1 for 17, Jessie 1 for 14.

AFC Playoff Game

Pittsburgh 28, Baltimore 10

Dec. 27 at Pittsburgh, 49,053

Franco Harris ran for an AFC playoff record 153 yards but it was Mel Blount's interception late in the third quarter that provided the Steelers with the impetus to overcome a 10-7 Baltimore lead. Following Jack Ham's interception, the Steelers put together a 61-yard, four-play drive, highlighted by Frank Lewis' sensational one-hand 34-yard catch, to take a 7-0 lead late in the first quarter. Playing without regular quarterback Bert Jones, the Colts used a Lloyd Mumphord interception to tie the game on Marty Domres' pass to Glenn Doughty. Another turnover, one of four by the Steelers, a fumble by Harris at his own 19, gave the Colts a field goal and their only lead of the game. Three minutes later Blount made his steal and Bleier scored standing up on the first play. The Pittsburgh defense stiffened, holding the Colts without a first down on their next three possessions. The Steelers put it out of reach with Terry Bradshaw's gutty two-yard run which capped a 39-yard drive, and then Andy Russell's record 93-yard fumble return followed a Ham sacking of Jones who had returned at the start of the final quarter.

Baltimore	0	7	3	0	10
Pittsburgh	7	0	7	14	28

Pitt.—Harris 8-yard run (Gerela kick)

Balt.—Doughty 5-yard pass from Domres (Linhart kick)

Balt.—Linhart FG 21 yards

Pitt.—Bleier 7-yard run (Gerela kick)

Pitt.—Bradshaw 2-yard run (Gerela kick)

Pitt.—Russell 93-yard fumble return (Gerela kick)

TEAM STATISTICS

	Balt.	Pitt.
First Downs	10 (4-4-2)	16 (13-3-0)
Net Offensive Ydg.-Plays-Avg.	154-68-2.3	287-59-4.9
Rushing Ydg.-Attempts-Avg.	82-41-2.0	211-43-4.9
Net Pass. Ydg.-Yds. Lost Att.	72 (5-28)	76 (3-27)
Passes-Comp.-Int.	22-8-2	13-8-2
Punts-No. & Avg.	9-40.1	4-39.8
Fumbles-No. & Lost	2-1	3-3
Penalties-No. & Yds.	6-53	5-45

INDIVIDUAL STATISTICS

Rushing

Baltimore—Mitchell 26 for 63, Domres 4 for 17, Jones 2 for 6, Olds 5 for 6, McCauley 3 for 3, Carr 1 for -13.

Pittsburgh—Harris 27 for 153, Bleier 12 for 28, Bradshaw 3 for 22, Collier 1 for 8.

Passing

Baltimore—Jones 6 of 11 for 91 yards, Domres 2 of 11 for 9 yards, 1 TD and 2 Ints.

Pittsburgh—Bradshaw 8 of 13 for 103 yards, 2 Ints.

Receiving

Baltimore—Mitchell 4 for 20, Doughty 2 for 63, McCauley 1 for 9, Kennedy 1 for 8.

Pittsburgh—Lewis 3 for 65, Swann 2 for 15, Bleier 2 for 14, L. Brown 1 for 9.

AFC Championship Game

Pittsburgh 16, Oakland 10

Jan. 4 at Pittsburgh, 49,103

In a game that was not decided until the final play, the Steelers overcame eight turnovers, including a lost on-side kick which gave the Raiders a final opportunity to win. The game was played on an icy field with temperatures in the teens and strong, gusty winds. Oakland intercepted two passes in the first quarter but the best they could get out of them was a missed 38-yard field goal. The Steelers took advantage of the initial Raider turnover, the first of Mike Wagner's two interceptions and a 20-yard return, to get on the board with a field goal. The Steelers missed two field goal attempts in the third quarter, 44- and 48-yard tries, which saw the Raiders committing three turnovers and the Steelers one. Franco Harris completed a 70-yard drive when he found the middle jammed and swung around his left side for 25 yards and the game's first TD on the second play of the final quarter. Ken Stabler responded with a 60-yard, six-pass drive to reduce the Steeler lead to three again. Another Oakland fumble which Jack Lambert grabbed for his third recovery of the game on the Oakland 25 set up the final Steeler score. While the Steelers were running out the clock, Harris fumbled and the Raiders quickly moved into position for a 41-yard field goal. The Steelers committed their third fumble in the last five minutes of the game on the ensuing onside kickoff but time ran out on the Raiders.

Oakland	0	0	0	10	10
Pittsburgh	0	3	0	13	16

Pitt.—Gerela FG 36 yards

Pitt.—Harris 25-yard run (Gerela kick)

Oak.—Siani 14-yard pass from Stabler (Blanda kick)

Pitt.—Stallworth 20-yard pass from Bradshaw (Snapp fumbled)

Oak.—Blanda FG 41 yards

TEAM STATISTICS

	Oak.	Pitt.
First Downs	18 (3-13-2)	16 (5-10-1)
Net Offensive Ydg.-Plays-Avg.	321-76-4.2	332-64-5.2
Rushing Ydg.-Attempts-Avg.	93-32-2.9	117-39-3.0
Net Pass. Ydg.-Ydg.-Yds. Lost Att.	228 (2-18)	215 (0-0)
Passes-Comp.-Int.	42-18-2	25-15-3
Punts-No. & Avg.	8-37.8	4-38.5
Fumbles-No. & Lost	4-3	5-5
Penalties-No. & Yds.	4-40	3-32

INDIVIDUAL STATISTICS

Rushing

Oakland—Banaszak 8 for 33, Hubbard 10 for 30, C. Davis 13 for 29, J. Phillips 1 for 1.

Pittsburgh—Harris 27 for 79, Bradshaw 2 for 22, Bleier 10 for 16.

Passing

Oakland—Stabler 18 of 42 for 246 yards, 1 TD and 2 Ints.

Pittsburgh—Bradshaw 15 of 25 for 215 yards, 1 TD and 3 Ints.

Receiving

Oakland—Siani 5 for 80, Casper 5 for 67, Branch 2 for 56, Banaszak 2 for 12, Moore 2 for 12, Hart 1 for 16, C. Davis 1 for 3.

Pittsburgh—Harris 5 for 58, Grossman 4 for 36, Swann 2 for 45, Stallworth 2 for 30, Lewis 1 for 33, L. Brown 1 for 13.

SUPER BOWL X

Pittsburgh 21, Dallas 17

Jan. 18 at Miami, 80,197

Reggie Harrison turned the momentum of the game from Dallas to Pittsburgh with a blocked punt early in the fourth quarter which cut the Cowboys' lead to 10-9. The Steelers returned the following free kick into Dallas territory from where they got into position for their first of two field goals in a two minute span to take their first lead of the game. Mike Wagner intercepted a pass on the first play after the first field goal which enabled the Steelers to take a five point lead. On a third and four situation, Terry Bradshaw eluded a strong Dallas blitz and unloaded a tremendous pass to Lynn Swann for a 64-yard score. The Cowboys came back on the next series to go 80 yards on five plays and the game ended with Roger Staubach throwing two incomplete passes in the end zone, the last of which was intercepted by Glen Edwards. A fumbled snap by punter Bobby Walden set up the first Cowboy score, a short pass over the middle on the first play on which the Steeler secondary was out of position. The Steelers stormed back to tie it with Lynn Swann, the game's MVP, making the first of his three sensational receptions, a 32-yard leaping catch, highlighting the 67-yard drive. The Dallas field goal on the third play of the second quarter was the only additional scoring until Harrison came up with his big play.

Dallas	7	3	0	7	17
Pittsburgh	7	0	0	14	21

Dal.—D. Pearson 29-yard pass from Staubach (Fritsch kick)

Pitt.—Grossman 7-yard pass from Bradshaw (Gerela kick)

Dal.—Fritsch FG 36 yards

Pitt.—Safety, Harrison blocked punt out of the end zone

Pitt.—Gerela FG 36 yards

Pitt.—Gerela FG 18 yards

Pitt.—Swann 64-yard pass from Bradshaw (Gerela kick failed)

Dal.—P. Howard 34-yard pass from Staubach (Fritsch kick)

TEAM STATISTICS

	Dal.	Pitt.
First Downs	14 (6-8-0)	13 (7-6-0)
Net Offensive Ydg.-Plays-Avg.	270-62-4.4	339-67-5.1
Rushing Ydg.-Attempts-Avg.	108-31-3.5	149-46-3.2
Net Pass. Ydg.-Yds. Lost Att.	162 (7-42)	209 (2-19)
Passes-Comp.-Int.	24-15-3	19-9-0
Punts-No. & Avg.	7-35.0	4-39.8
Fumbles-No. & Lost	4-0	4-0
Penalties-No. & Yds.	2-20	0-0

INDIVIDUAL STATISTICS

Rushing

Dallas—Newhouse 16 for 56, Staubach 5 for 22, Dennison 5 for 16, P. Pearson 5 for 14.

Pittsburgh—Harris 27 for 82, Bleier 15 for 51, Bradshaw 4 for 16.

Passing

Dallas—Staubach 15 of 24 for 204 yards, 2 TDs and 3 Ints.

Pittsburgh—Bradshaw 9 of 19 for 209 yards, 2 TDs.

Receiving

Dallas—P. Pearson 5 for 53, Young 3 for 31, D. Pearson 2 for 59, Newhouse 2 for 12, P. Howard 1 for 34, Fugett 1 for 9, Dennison 1 for 6.

Pittsburgh—Swann 4 for 161, Stallworth 2 for 8, Harris 1 for 26, Grossman 1 for 7, L. Brown 1 for 7.

ALL TIME STEELER ROSTER—1933-75

A

Adamchik, Ed (T), Pitt.....	1967
Adams, Bob (TE), Pacific.....	1969-71
Adams, Paul (C), Morehead Tchrs.....	1947
Agajanian, Ben (K), New Mexico.....	1945
Alban, Dick (E), Northwestern.....	1956-59
Alberghini, Tom (G), Holy Cross.....	1945
Albrecht, Art (C-OT), Wisconsin.....	1942
Alderton, John (E), Maryland.....	1953
Allen, Charles (LB), Washington.....	1965
Allen, Chuck (LB), Washington.....	1970-71
Allen, Jim (DB), UCLA.....	1974-75
Allen, Lou (T), Duke.....	1950-51
Alley, Don (WR), Adams State.....	1969
Anadabaker, Rudy (G), Pitt.....	1952 and 54
Anderson, Art (T), Idaho.....	1963
Anderson, Chet (E), Minnesota.....	1967
Anderson, Ralph (DB), W. Texas St. ..	1971-72
Arndt, Al (G), South Dakota State.....	1935
Arndt, Dick (T), Idaho.....	1967-70
Arnold, Jay (QB), Texas.....	1941
Artman, Corwan (T), Stanford.....	1933
Asbury, Willie (B), Kent State.....	1966-68
Askson, Burt (DE), Texas Southern.....	1971
Atkinson, Frank (T), Stanford.....	1963
Augusterfer, Gene (B), Catholic U.....	1935
Austin, Ocie (DB), Utah State.....	1970-71

B

Badar, Rich (QB), North Carolina.....	1967
Baker, Conway (T), Centenary.....	1944**
Baker, John (E), N. Carolina College..	1963-67
Baldacci, Lou (B), Michigan.....	1956
Ballman, Gary (B), Michigan State.....	1962-66
Balog, Bob (C), Denver.....	1949-50
Banaszak, John (DE), Eastern Michigan ..	1975
Banonis, Vince (C), Detroit.....	1944
Bankston, Warren (RB), Tulane.....	1969-72
Barbolak, Pete (T), Purdue.....	1949
Barker, Ed (E), Washington State.....	1953
Barnett, Tom (B), Purdue.....	1959-60
Barry, Fred (DB), Boston College.....	1970
Bartlett, Earl (B), Centre.....	1939
Bartaanen, Jim (C), Michigan.....	1938
Basrak, Mike (C), Duquesne.....	1937-38
Bassi, Dick (G), Santa Clara.....	1941
Beams, Byron (T), Notre Dame.....	1959-60
Beatty, Charles (DB), N. Tex St.....	1969-72
Beatty, Ed (C), Mississippi.....	1957-61
Becker, Wayland (E), Marquette.....	1939
Bernet, Ed (E), SMU.....	1955
Bettis, Tom (LB), Purdue.....	1962
Billock, Frank (G), St. Mary's of Minn.	1937
Binotto, John (B), Duquesne.....	1942
Bishop, Don (B), Los Angeles Col.....	1958-59
Bivins, Charles (B), Morris Brown.....	1967
Bleier, Rocky (B), Notre Dame 1968 & 1970-75	
Blount, Mel (DB), Southern.....	1970-75
Bolkovac, Nick (T), Pitt.....	1953-54
Bond, Randall (QB), Washington.....	1939
Bonelli, Ernie (B), Pitt.....	1946
Booth, Clarence (B), SMU.....	1944**
Boyle, Shorty (E).....	1934
Bova, Tony (E).....	

St. Francis.....	1942, 43*, 44**, 45-47
Bowman, Bill (B), William & Mary.....	1957
Boyd, Sam (E), Baylor.....	1939-40
Bradley, Ed (LB), Wake Forest.....	1972-75
Bradshaw, Charles (T), Baylor.....	1961-66
Bradshaw, Jim (B), Chattanooga.....	1963-67
Bradshaw, Terry (QB), La. Tech.....	1970-75
Brady, Pat (B), Nevada.....	1952-54
Brandau, Art (C), Tennessee.....	1945-46
Brandt, Jim (B), St. Thomas.....	1952-54
Bray, Maurice (T), SMU.....	1935-36
Breedlove, Rod (LB), Maryland.....	1965-68
Breedon, Bill (B), Oklahoma.....	1937
Breen, Gene (LB), Virginia Tech.....	1965-66
Brett, Ed (E), Washington State.....	1936-37
Brewster, Pete (E), Purdue.....	1959-60
Broussard, Fred (C), Texas A & M.....	1955
Brovelli, Angelo (QB),	
St. Mary's of California.....	1933-34
Brown, Dave (DB), Michigan.....	1975

Brown, Ed (QB), San Francisco.....	1962-65
Brown, John (T), Syracuse.....	1967-72
Brown, Larry (TE), Kansas.....	1971-75
Brown, Tom (E), William & Mary.....	1942
Brown, William (QB), Texas Tech.....	1945
Browning, Greg. (E), Denver.....	1947
Bruder, Henry (QB), Northwestern.....	1940
Brumbaugh, Boyd (B), Duquesne.....	1939-41
Brumfield, Jim (RB), Ind. St. (Ind.).....	1971
Brundage, Dewey (E), Brigham Young.....	1954
Brune, Fred (B), Ohio State.....	1956-57
Bryant, Hubie (WR), Minnesota.....	1970
Bucek, Felix (G), Texas A & M.....	1946
Buda, Carl (G), Tulsa.....	1945
Bukich, Rudy (QB), Southern Cal.....	1960-61
Bulger, Chester (T), Auburn.....	1944**
Bullocks, Amos (B), Southern Illinois.....	1966
Burleson, John (G), SMU.....	1933
Burnett, Len (DB), Oregon.....	1961
Burnette, Tom (B), North Carolina.....	1938
Burrell, John (E), Rice.....	1962-64
Butler, Jack (B), St. Bonaventure.....	1951-59
Butler, Jim (B), Edward Waters.....	1965-67
Butler, John (B), Tennessee.....	1943-44
Bykowski, Frank (G), Purdue.....	1940

C

Cabrelli, Larry (E), Colgate.....	1943*
Calcagni, Ralph (T), Pennsylvania.....	1947
Call, John (B), Colgate.....	1959
Calland, Lee (DB), Louisville.....	1969-72
Calvin, Tom (B), Alabama.....	1952-54
Cameron, Paul (B), UCLA.....	1954
Campbell, Bob (RB), Penn State.....	1969
Campbell, Don (T), Carnegie Tech.....	1939-41
Campbell, Glenn (E), Emporia State.....	1935
Campbell, John (LB), Minnesota.....	1965-69
Campbell, Leon (B), Arkansas.....	1955
Campbell, Ray (LB), Marquette.....	1958-60
Canale, Rocco (G), Boston College.....	1943*
Capp, Dick. (E), Boston College.....	1968
Cara, Dom (E), N. Carolina State.....	1937-38
Cardwell, Joe (T), Duke.....	1937-38
Carpenter, Preston (E), Arkansas.....	1960-63
Casper, Charles (QB), TCU.....	1935
Cenci, John (C), Pitt.....	1956
Chamberlain, Garth (G), Brig. Young.....	1945
Chandnois, Lynn (B), Mich. State.....	1950-56
Cheatham, Ernest (T), Loyola.....	1954
Cherry, Edgar (B), Hardin-Simmons.....	1939
Cherundolo, Chuck (C).	

Penn State.....	1941-42, 45-48
Christy, Dick (B), N. Carolina State.....	1958
Cibulas, Joe (T), Duquesne.....	1945
Ciccone, Ben (C), Duquesne.....	1934-35
Cichowski, Gene (B), Indiana.....	1957
Cifelli, Gus (T), Notre Dame.....	1954
Cifers, Bob (QB), Tennessee.....	1947-48
Clark, Jim (C-G), Wake Forest.....	1971-75
Clark, Jim (B), Pitt.....	1933-34
Clark, Mike (K), Texas A & M.....	1964-67
Clement, Henry (E), North Carolina.....	1961
Clement, John (B), SMU.....	1946-48*
Cole, Terry (B), Indiana.....	1970
Collier, Mike (RB), Morgan State.....	1975
Compagno, Tony (B).	

St. Mary's of Calif.....	1946-48
Compton, Dick (E), McMurry.....	1967-68
Condit, Merlyn (B), Carnegie Tech.....	1940, 46
Conn, Dick (DB), Georgia.....	1974
Connelly, Mike. (C), Utah State.....	1968
Conti, Enio (G), Bucknell.....	1943*
Coomer, Joe (T), Austin.....	1941, 45-46
Cooper, Sam (T), Geneva.....	1933
Cordileone, Lou (G), Clemson.....	1962-63
Coronado, Bob (E), Pacific.....	1961
Cotton, Russell (B), Texas Mines.....	1942
Craft, Russ (B), Alabama.....	1954
Cregar, William (G), Holy Cross.....	1947-48
Crennel, Carl (LB), W. Va.....	1970
Critchfield, Larry (G), Grove City.....	1933
Croft, Winfield (G), Utah.....	1936
Cropper, Marshall (E), Maryland.....	1967-69
Currian, Don (E), Boston College.....	1944**

Curry, Roy (B). Jackson State..... 1963

D

Dailey, Ted (E). Pitt. 1933
 Daniel, Willie (B). Miss. State 1961-66
 Davidson, Bill (B). Temple 1937-39
 Davis, Art (B). Mississippi State..... 1956
 Davis, Charlie (DT). TCU 1974
 Davis, Dave (WR). Tennessee State 1973
 Davis, Henry (LB). Grambling 1970-73
 Davis, Paul (QB). Otterbein 1947-48
 Davis, Robert (E). Penn State 1946-50
 Davis, Sam (G). Allen 1967-75
 Davis, Steve (RB). Delaware State 1972-74
 Dawson, Len (QB). Purdue 1957-59
 DeCarbo, Nick (G). Duquesne 1933
 DeCarlo, Art (B). Georgia 1953
 Demko, George (T). Appalachian St. 1961
 Dempsey, John (T). Bucknell 1934
 DePascal, Carmine (E). Wichita 1945
 DePaul, Henry (G). Duquesne 1945
 Derby, Dean (B). Washington 1957-61
 Dess, Darrell (G). N. Carolina State 1958
 Dial, Buddy (E). Rice 1959-63
 Dicus, Chuck (WR). Arkansas 1973
 Dockery, John (DB). Harvard 1972-73
 Dordil, Dale (G). Colorado A & M..... 1951-59
 Dodson, Les (B). Mississippi 1941
 Doebling, John (B) 1935
 Dolly, Dick (E). West Virginia 1941-45
 Doloway, Cliff (E). Carnegie Tech 1935
 Donelli, Allan (B). Duquesne 1941-42
 Douds, Forrest (T). W & J 1933-35
 Dougherty, Bob (LB). Kentucky 1958
 Douglas, Bob (B). Kansas State 1938
 Doyle, Dick (B). Ohio State 1955
 Doyle, Ted (T). Neb. 1938-42, 43*, 44**
 Drulis, Al (B). Temple 1947
 Druschel, Rick (G-OT). No. Car. St. 1974
 Dudley, Bill (B). Virginia 1942, 45-46
 Dugan, Len (C). Wichita 1939
 Duggan, Gil (T). Oklahoma 1944**
 Duhart, Paul (B). Florida 1945
 Dutton, Bill (B). Pitt. 1946

E

Eaton, Vic (QB). Missouri 1955
 Edwards, Glen (DB). Florida A & M 1971-75
 Elliott, Jim (K). Presbyterian 1967
 Ellstrom, Marv (B). Oklahoma 1935
 Elter, Leo (B). Duq. and Villa. 1953-54, 58-59
 Engebretsen, Paul (G). Northwestern 1933
 Evans, Jon (E). Oklahoma A & M 1958
 Evans, Ray (QB). Kansas 1948

F

Farrar, Venice (B). N. Carolina State 1938-39
 Farrell, Ed (B). Muhlenberg 1938
 Farroh, Shipley (G). Iowa 1938
 Feher, Nick (G). Georgia 1955
 Feniello, Garry (G). Wake Forest 1947
 Ferguson, Bob (B). Ohio State 1962-63
 Ferry, Lou (T). Villanova 1952-55
 Fife, Ralph (C). Pitt 1946
 Filchock, Frank (QB). Indiana 1938
 Finks, Jim (QB). Tulsa 1949-55
 Fisher, Doug (LB). San Diego State 1969-70
 Fisher, Everett (B). Santa Clara 1940
 Fisher, Ray (T). Eastern Illinois 1959
 Fiske, Max (B). DePaul 1936-39
 Flanagan, Dick (G). Ohio State 1953-55
 Folkins, Lee (E). Washington 1965
 Foltz, Vernon (C). St. Vincent 1945
 Ford, Henry (B). Pitt 1956
 Foruria, John (B). Idaho 1967-68
 Fournet, Sid (G). LSU 1957
 Francis, Sam (B). Nebraska 1939
 Frank, Joe (T). Georgetown 1943*
 Frketch, Len (T). Penn State 1945
 Fugler, Dick (T). Tulane 1952
 Fullerton, Ed (B). Maryland 1953
 Fuqua, John (B). Morgan State 1970-75
 Furness, Steve (DT). Rhode Island 1972-75

G

Gage, Bob (B). Clemson 1949-50
 Gagner, Larry (G). Florida 1966-69
 Gaona, Bob (T). Wake Forest 1953-56
 Garnaas, Wilford (B). Minnesota 1946-48
 Garrett, Reggie (WR). Eastern Michigan 1974-75
 Gasparella, Joe (QB). Ntr. Dame.. 1948, 50-51

Gauer, Charles (E). Colgate..... 1943*
 Gentry, Byron (G). Southern Cal..... 1937-39
 Gerela, Roy (PK). New Mexico State.. 1971-75
 Geri, Joe (B). Clemson 1949-51
 Gildea, John (QB). St. Bona 1935-37
 Gilfiam, Joe (QB). Tennessee State..... 1972-75
 Girard, Earl (B). Wisconsin..... 1957
 Glamp, Joe (B). LSU 1947-49
 Glass, Glenn (B). Tennessee 1962-63
 Glass, Park (C). Westminster 1947
 Glatz, Fred (E). Pitt 1956
 Glick, Gary (B). Colorado A & M 1956-59
 Goff, Clark (T). Florida 1940
 Goldsmith, Bill (C). Emporia Tchrs..... 1947
 Gonda, George (B). Duquesne 1942
 Gorinski, Walt (B). LSU 1946
 Grabinski, Thaddeus (C). Duquesne 1939-40
 Graham, Ken (DB). Washington State 1970
 Gravelle, Gordon (OT). Brigham Young 1972-75
 Graves, Ray (C). Tennessee 1943*
 Gray, Sam (E). Tulsa 1946-47
 Green, Bob (K). Florida 1960-61
 Greene, Joe (DT). N. Texas State 1969-75
 Greenwood, L. C. (DE). Ark. AM&N 1969-75
 Greeney, Norm (G). Notre Dame 1934-35
 Grigas, John (B). Holy Cross..... 1944**
 Gros, Earl (B). LSU 1967-69
 Grossman, Randy (TE). Temple 1974-75
 Gunderman, Bob (B). Virginia 1957
 Gunnels, Riley (T). Georgia..... 1965-66

H

Hackney, Elmer (B). Kansas State 1941
 Haggerty, Mike (G). Miami 1967-70
 Haines, Byron (B). Washington 1937
 Haley, Dick (B). Pitt 1961-64
 Hall, Ron (B). Missouri Valley..... 1959
 Ham, Jack (LB). Penn State..... 1971-75
 Hanlon, Bob (B). Loras 1949
 Hanneman, Craig (DE). Oregon State.... 1972-73
 Hanratty, Terry (QB). Notre Dame..... 1969-75
 Hanson, Tom (B). Temple 1938
 Harkey, Lem (B). Emporia 1955
 Harper, Maurice (C). Austin 1941
 Harris, Bill (E). Hardin-Simmons 1937
 Harris, Franco (RB). Penn State 1972-75
 Harris, Lou (B). Kent State 1968
 Harrison, Reggie (RB). Cincinnati 1974-75
 Harrison, Richard (E). Boston College 1964
 Harrison, Robert (LB). Oklahoma 1964
 Hartley, Howard (B). Duke 1949-52
 Hayduk, Henry (G). Wash. State 1935
 Hayes, Dick (LB). Clemson 1959-60, 62
 Hays, George (E). St. Bonaventure 1950-52
 Hebert, Ken (E & K). Houston 1968
 Hegarty, Bill (T). Villanova 1953
 Held, Paul (QB). San Jose State 1954
 Heller, Warren (B). Pitt 1934-36
 Henderson, Jon (B). Colorado State 1968-69
 Hendley, Dick (QB). Clemson..... 1951
 Henry, Mike (LB). Southern Cal. 1959-61
 Henry, Urban (T). Georgia Tech 1964
 Hensley, Dick (E). Kentucky 1952
 Henson, Ken (C). TCU 1965
 Hewitt, Bill (E). Michigan 1943*
 Hickey, Howard (E). Arkansas 1941
 Hill, Harlon (E). Florence State..... 1962
 Hill, Jim (B). Tennessee 1955
 Hillebrand, Jerry (LB). Colorado..... 1968-70
 Hilton, John (E). Richmond 1965-69
 Hines, Glen Ray (OT). Arkansas..... 1973
 Hinkle, John (B). Syracuse 1943*
 Hinte, Hale (E). Pitt 1942
 Hinton, Chuck (T). N. Car. College..... 1964-71
 Hipps, Claude (B). Georgia 1952-53
 Hoague, Joe (B). Colgate..... 1941-42, 46
 Hoak, Dick (B). Penn State 1961-70
 Hoel, Bob (G). Minnesota 1935
 Hogan, Darrell (G). Trinity-Tex. 1949-53
 Hohn, Bob (B). Nebraska 1965-69
 Holcomb, Bill (T). Texas Tech..... 1937
 Holler, Ed (LB). South Carolina 1964
 Hollingsworth, Joe (B). E. Ken. State 1949-51
 Holm, Bernard (B). Alabama 1933
 Holmer, Walt (B). Northwestern 1933
 Holmes, Ernie (DT). Texas Southern.... 1972-75
 Holmes, Mel (OT). N. Carolina A & T .. 1971-73

Hood, Frank (B). Pitt..... 1933
 Hornick, Bill (T). Tulane..... 1947
 Hubbard, Cal (T). Geneva & Centenary 1936
 Hubka, Gene (B). Bucknell 1947
 Hughes, Dennis (TE). Georgia 1970-71
 Hughes, George (G). Wm. & Mary 1950-54
 Hughes, Dick (B). Tulsa..... 1957
 Hunter, Art (C). Notre Dame 1965

I

Itzel, John (B). Pitt..... 1945
 Ivy, Frank (E). Oklahoma..... 1940
 Izo, George (QB). Notre Dame..... 1966

J

James, Dan (T). Ohio State 1960-66
 Janecek, Clarence (G). Purdue..... 1933, 35
 Jansante, Val (E). Duquesne 1946-51
 Jarvi, Toimi (B). Northern Illinois..... 1945
 Jecha, Ralph (G). Northwestern 1956
 Jefferson, Roy (E). Utah 1965-69
 Jelley, Tom (E). Miami 1951
 Jenkins, Ralph (C). Clemson 1947
 Jeter, Tony. (E). Nebraska 1966, 68
 Johnson, John Henry (B). St. Mary's
 of California and Arizona State 1960-65
 Johnston, Chet (B).
 Elmhurst & Marquette 1939-40
 Johnston, Rex (B). Southern Cal. 1960
 Jones, Art (B). Richmond 1941, 45

K

Kahler, Royal (T). Nebraska 1941
 Kakasic, George (G). Duquesne..... 1936-39
 Kalina, Dave (WR). Miami (Fla.) 1970
 Kapele, John (T). Brigham Young 1960-62
 Kaplan, Phil (G). Miami (Fla.) 1947
 Karcis, John (B). Carnegie Tech..... 1936-38
 Karels, Joe ().
 Karpowich, Ed (T). Catholic U. 1936-39
 Karras, Ted (T). Indiana 1958-59
 Kase, George (G). Duquesne 1939
 Kavel, George (B). Carnegie Tech..... 1934
 Keating, Tom (OT). Michigan 1973
 Kellum, Marv (LB). Wichita St. 1974-75
 Kelley, Jim (E). Notre Dame 1964
 Kelsch, Mose (B). Christian 1933-34
 Kemp, Jack (QB). Occidental 1957
 Kemp, Ray (T). Duquesne 1933
 Kenerson, John (G). Kentucky State..... 1962
 Kerkorian, Gary (QB). Stanford 1952
 Keys, Brady (B). Colorado State 1961-67
 Kichelski, Walt (E). Miami 1940-42, 44**
 Kielbasa, Max (B). Duquesne 1946
 Kiesling, Walt (G). St. Thomas 1937-38
 Kiick, George (B). Bucknell 1940, 45
 Killorin, Pat (C). Syracuse 1966
 Kilroy, Frank (T). Temple 1943*
 Kimble, Frank (E). West Virginia 1945
 King, Phil (B). Vanderbilt 1964
 Kirk, Ken (LB). Mississippi 1960
 Kish, Ben (B). Pitt..... 1943*
 Kissell, Ed (B). Wake Forest 1952-54
 Klapstein, Earl (T). Pacific 1946
 Klein, Dick (T). Iowa 1961
 Klumb, John (E). Washington State..... 1940
 Kolb, Jon (OT). Oklahoma State 1969-75
 Kolberg, Elmer (E). Oregon State 1941
 Kondria, John (T). St. Vincent's 1945
 Kortas, Ken (T). Louisville 1965-68
 Kosanovich, Bronco (C). Penn State 1947
 Koshlap, Jules (B). Georgetown 1945
 Koshle, Dick. (TE). Wagner 1968
 Kotlter, Martin (B). Centre 1933
 Kresky, Joe (G). Wisconsin 1935
 Krisher, Bill (G). Oklahoma..... 1958
 Krupa, Joe (DT). Purdue 1956-64
 Kurrasch, Roy (E). UCLA 1948
 Kvaternik, Cvonimir (G). Kansas..... 1934

L

Lach, Steve (B). Duke 1946-47
 Ladygo, Pete (G). Maryland..... 1952, 54
 Lajousky, Bill (G). Catholic U. 1936
 Lamas, Joe (G). Mount St. Mary's..... 1942
 Lambert, Jack (LB). Kent State..... 1974-75
 Lambert, Frank (K). Mississippi 1965-66
 Lantz, Montgomery (C). Grove City 1933
 Larose, Dan (T). Missouri 1964
 Lassahn, Lou (E). Western Maryland 1938

Lasse, Dick (LB). Syracuse 1958-59
 Lattner, John (B). Notre Dame 1954
 Laux, Ted (B). St. Joseph of Penna. 1943*
 Law, Hubbard (C). Sam Houston 1942, 45
 Layne, Bobby (QB). Texas 1958-62
 Lea, Paul (T). Tulane 1951
 Leahy, Bob (QB). Emporia State 1971
 Leahy, Gerald (T). Colorado 1957
 Lee, Bernard (B). Villanova..... 1938
 Lee, Herman (T). Florida A & M..... 1957
 Lee, John (B). Carnegie Tech 1939
 Leftridge, Dick (B). West Virginia..... 1966
 Lemek, Ray (G). Notre Dame 1962-65
 Letsinger, Jim (G). Purdue 1933
 Levanti, Lou (G). Illinois 1951-52
 Levey, Jim (B).
 Lewis, Frank (WR). Grambling 1971-75
 Lewis, Joe (T). Compton Junior 1958-60
 Liddick, Dave (T). George Washington 1957
 Lind, Mike (B). Notre Dame..... 1965-66
 Lipscomb, Gene (T)..... 1961-62
 Littlefield, Carl (B). Wash. State..... 1939
 Logan, Charles (E). Northwestern..... 1964
 Long, Bill (E). Oklahoma A & M 1949-50
 Longnecker, Ken (T). Lebanon Val. 1960
 Looney, Don (E). TCU 1941-42
 Lowther, Russ (B). Detroit 1945
 Lucente, John (B). W. Virginia 1945
 Luna, Bob (B). Alabama..... 1959
 Lusteg, Booth (K). Connecticut 1968

M

Mack, Red (B). Ntr. Dame 1961-63, 65
 Mackrides, Bill (QB). Nevada 1953
 Magac, Mike (G). Missouri 1965-66
 Magulick, George (B). St. Francis..... 1944**
 Maher, Francis (B). Toledo 1941
 Malkovich, Joe (C). Duquesne..... 1935
 Mallick, Francis (T)..... 1965
 Mansfield, Ray (C). Washington 1964-75
 Manske, Edgar (E). Northwestern 1938
 Maples, Bob (C). Baylor 1971
 Marion, Jerry (B). Wyoming 1967
 Maras, Joe (C). Duquesne 1938-40
 Marchi, Basilio (C). NYU 1934
 Marchibroda, Ted (QB).
 St. Bonaventure & Detroit 1953, 55-56
 Marker, Henry (B). W. Virginia..... 1934
 Marotti, Lou (G). Toledo 1944**
 Martha, Paul (B). Pitt..... 1964-69
 Martin, John (B). Oklahoma 1944
 Martin, Vernon (B). Texas 1942, 44**
 Masters, Bob (B). Baylor 1939, 43*
 Masters, Walt (B). Penn. 1944**
 Mastrangelo, John (G). Ntr. Dame..... 1947-48
 Matesic, Ed (B). Pitt..... 1936
 Matesic, Joe (T). Arizona State 1954
 Mathews, Ray (B). Clemson 1951-59
 Mattioli, Fran (G). Pitt 1946
 Matuszak, Marv (LB). Tulsa 1953, 55-56
 May, Ray (LB). S. Calif. 1967-69
 Mayhew, Hayden (G). Tex. Mines 1936-38
 Mazzanti, Jerry. (E). Arkansas 1967
 McCabe, Richie (B). Pitt..... 1955, 1957-58
 McCaffray, Art (T). Pacific 1946
 McCall, Don (RB). Southern Cal. 1969
 McCarthy, John (B). St. Francis 1944**
 McClairn, Jack (E).
 Bethune-Cookman 1955-60
 McClung, Willie (T). Flor. A & M 1955-57
 McConnell, Dewey (E). Wyoming 1954
 McCullough, Hugh (B). Okla. 1939, 43*
 McDade, Karl (C). Portland..... 1938
 McDonald, Ed (B). Duquesne 1936
 McDonough, Coley (QB). Day..... 1939-41, 44**
 McDonough, Paul (E). Utah 1938
 McFadden, Marv (G). Mich St. 1953, 56
 McGee, Ben (E). Jackson State..... 1964-72
 McMakin, John (TE). Clemson 1972-74
 McNally, John "Blood" (B).
 St. John of Minnesota 1934, 37-39
 McNamara, Ed (T). Holy Cross 1945
 McPeak, Bill (E). Pitt..... 1949-57
 McWilliams, Tom (B). Miss St. 1950
 Meadows, Ed (E). Duke 1955
 Meeks, Bryant (C). S. Carolina 1947-48
 Mehelech, Chuck (E). Duquesne 1946-51

Meilinger, Steve (E), Kentucky.....	1961
Merkovsky, Elmer (T), Pitt.....	1944 ^{oo} , 45-46
Messner, Max (LB), Cincinnati.....	1964-65
Meyer, Dennis (DB), Arkansas State.....	1973
Meyer, Ron (QB), S. Dakota State.....	1966
Michael, Bill (G), Ohio State.....	1957
Michaels, Ed (G), Villanova.....	1943 ^o
Michaels, Lou (E), Kentucky.....	1961-63
Michalik, Art (G), St. Ambrose.....	1955-56
Midler, Lou (G), Minnesota.....	1939
Miller, Tom (E), Hampden Sydney.....	1943 ^o
Minarik, Henry (E), Michigan State.....	1951
Miner, Tom (E), Tulsa.....	1958
Mingo, Gene (K).....	1969-70
Minini, Frank (B), San Jose State.....	1949
Modzelewski, Ed (B), Maryland.....	1952
Modzelewski, Dick (T), Maryland.....	1955
Moegle, Dick (B), Rice.....	1960
Momsen, Tony (C), Michigan.....	1951
Moore, Bill (B), Loyola of New Orleans.....	1933
Moore, Red (G), Penn State.....	1947-49
Morales, Gonzales (B), St. Mary's of California.....	1947-48
Morgan, Bob (B), New Mexico.....	1967-68
Morrall, Earl (QB), Mich. State.....	1957-58
Morris, John (B), Oregon.....	1960
Mosher, Clure (C), Louisville.....	1942
Mosley, Norm (B), Alabama.....	1948
Moss, Paul (E), Purdue.....	1933
Motley, Marion (B), Nevada.....	1955
Mott, Norm (B), Georgia.....	1934
Mulleneaux, Lee (C), Utah State.....	1935-36
Mullins, Gerry (G-OT), Southern Calif.....	1971-75
Murley, Dick (T), Purdue.....	1956
Murray, Earl (G), Purdue.....	1952
Musulin, George, Pitt.....	1938
N	
Nagler, Gern (E), Santa Clara.....	1959
Naiota, John (B), St. Francis.....	1942, 45
Nardi, Dick (B), Ohio State.....	1939
Nelsen, Bill (QB), Southern Cal.....	1963-67
Nery, Carl (G), Duquesne.....	1940-41
Niccolai, Armand (T), Duquesne.....	1934-42
Nichols, Allen (B), Temple.....	1945
Nichols, Bob (T), Stanford.....	1965
Nickel, Elbie (E), Cincinnati.....	1947-57
Nicksich, George (G), St. Bonaventure.....	1950
Nisby, John (G), Pacific.....	1957-61
Nix, Kent (QB), TCU.....	1967-69
Nixon, Mike (B), Pitt.....	1935
Nobile, Leo (G), Penn State.....	1948-49
Nofsinger, Terry (QB), Utah.....	1961-64
Noppenberg, John (B), Miami.....	1940-41
Nosich, John (T), Duquesne.....	1938
Nutter, "Buzz" (C), VPI.....	1961-64
Nuzum, Jerry (B), New Mex. A & M.....	1948-51
O	
O'Brien, Fran (T), Mich. State.....	1966-67
O'Brien, John (E), Florida.....	1954-56
O'Delli, Mel (B), Duquesne.....	1944 ^{oo} , 45
Oehler, John (C), Purdue.....	1933-34
Oelerich, John (B), St. Ambrose.....	1938
Olejniczak, Stan (T), Pitt.....	1935
Oliver, Clarence (DB), San Diego St.....	1969-70
Olszewski, Al (E), Penn St. & Pitt.....	1945
O'Malley, Joe (E), Georgia.....	1955-56
O'Neil, Bob (G), Ntr. Dame.....	1956-57
Oniskey, Dick (G), Chattanooga.....	1955
Orr, Jim (E), Georgia.....	1958-60
Ortman, Chuck (QB), Michigan.....	1951
P	
Palmer, Tom (T), Wake Forest.....	1953-54
Papach, George (B), Purdue.....	1948-49
Pastin, Frank (G), Waynesburg.....	1942
Paschell, Bill (B).....	1940
Pascka, Gordon (G), Minnesota.....	1943
Patrick, John (B), Penn State.....	1941, 45-46
Patterson, Bill (QB), Baylor.....	1940
Pavia, Ralph (G), Dayton.....	1947
Pavkov, Stonko (G), Idaho.....	1939-40
Peaks, Clarence (B), Mich State.....	1964-65
Pearson, Barry (WR), Northwestern.....	1972-73
Pearson, Preston (B), Illinois.....	1970-74
Pense, Leon (QB), Arkansas.....	1945
Perko, John (G), Duq.....	1937-40, 44 ^{oo} , 45-47
Perry, Lowell (B), Michigan.....	1956
Petchel, John (QB), Duquesne.....	1945
Petrella, John (B), Penn State.....	1945
Pierre, John (E), Pitt.....	1945
Pillath, Roger (T), Wisconsin.....	1966
Pine, Ed (LB), Utah.....	1965
Pirro, Rocco (G), Catholic U.....	1940-41
Pittman, Mel (C), Hardin-Simmons.....	1935
Platukas, George (E), Duquesne.....	1938-41
Popovich, John (B), St. Vinc.....	1944 ^{oo} -45
Postus, Al (B), Villanova.....	1945
Pottios, Myron (LB), Ntr. Dame.....	1963-65
Potts, Bill (B), Villanova.....	1934
Powell, Tim (E), Northwestern.....	1966
Powers, John (E), Ntr. Dame.....	1962-66
Priatko, Bill (LB), Pitt.....	1957
Q	
Quatse, Jesse (T), Pitt.....	1933-34
R	
Raborn, Carroll (C), SMU.....	1936-37
Rado, Alex (B), New River State.....	1934-35
Rado, George (G), Duquesne.....	1935-37
Radosevich, George (C), Pitt.....	1953
Ragunas, Vince (B), VMI.....	1949
Rajkovich, Pete (B), Detroit.....	1934
Randour, Hub, Pitt.....	1935
Rankin, Walt (B), Texas Tech.....	1944 ^{oo}
Raskowski, Leo (T), Ohio State.....	1933
Reavis, Dave (OT), Arkansas.....	1974-75
Rechichar, Bert (B), Tennessee.....	1960
Reger, John (LB), Pitt.....	1955-63
Renfro, Will (G), Memphis State.....	1960
Repko, Joe (T), Boston College.....	1946-47
Recutt, Ray (E), VMI.....	1943 ^o
Reynolds, Jim (B), Okl. A & M.....	1946
Reynolds, Billy (B), Pitt.....	1958
Rhodes, Don (T), W & J.....	1933
Ribble, Loran (G), Har.-Simmons.....	1934-35
Richards, Perry (E), Detroit.....	1957
Riffle, Dick (B), Albright.....	1941-42
Rizzo, Tony, Duquesne.....	1938
Roberts, John (B), Georgia.....	1934
Robinson, Gil (E), Catawba.....	1933
Robinson, Jack (T), N.E. Mo. St.....	1938
Robnett, Marshall (C), Tex. A & M.....	1944 ^{oo}
Rodak, Mike (B), West Reserve.....	1942
Rogel, Fran (B), Penn State.....	1950-57
Rogers, Cullen (B), Texas A & M.....	1946
Rorison, Jim (T), S. Cal.....	1938
Rosepink, Marty (G), Pitt.....	1947
Rowley, Bob (LB), Virginia.....	1963
Rowser, John (DB), Michigan.....	1970-73
Rozelle, Aubrey (LB), Delta State.....	1957
Rucinski, Ed (E), Indiana.....	1944 ^{oo}
Ruple, Ernie (T), Arkansas.....	1968-69
Russell, Andy (LB), Missouri.....	1963, 1966-75
Ryan, Ed (E), St. Mary's (Cal.).....	1948
S	
Sader, Steve (B).....	1943 ^o
Sample, John (B), Maryland St.....	1961-62
Samuel, Don (B), Oregon State.....	1949-50
Samuelson, Carl (T), Nebraska.....	1948-51
Sandberg, Sigurd (T), Iowa Wes.....	1935-37
Sandefur, Wayne (B), Purdue.....	1936-37
Sanders, John (G), SMU.....	1940-42
Sandig, Curt (B), St. Mary of Tex.....	1942
Sandusky, Mike (T), Maryland.....	1957-65
Sapp, Theron (B), Georgia.....	1963-65
Saul, Bill (LB), Penn State.....	1964, 66-68
Saumer, Sylvester (B), St. Olaf.....	1934
Scarbath, Jack (QB), Maryland.....	1956
Scales, Charles (B), Indiana.....	1960-61
Scherer, Bernard (E), Nebraska.....	1939
Schiechl, John (C), Santa Clara.....	1941-42
Schmidt, John (C), Carnegie Tech.....	1940
Schmitz, Bob (LB), Montana St.....	1961-66
Schnelker, Bob (E), Bowl. Green.....	1961
Schuelke, Karl (B), Wisconsin.....	1939
Schultz, Eberle (G), Ore. St.....	1941-42
Schwartz, Elmer (B), Wash. St.....	1933
Schweder, John (G), Penn.....	1951-55
Scolnik, Glenn (WR), Indiana.....	1973
Scot, Wilbert (LB), Indiana.....	1961
Scudero, Joe (B), San Francisco.....	1960
Seabright, Charles (QB), W. Vir.....	1946-50
Sears, Vic (T), Oregon State.....	1943 ^o

Sebastian, Mike (B), Pitt	1935
Semes, Bernard (B), Duquesne	1944**
Seward, Dean (B)	
Shaffer, George (B), W & J	1933
Shanklin, Ron (WR), N. Tex. St.	1970-75
Sharp, Rick (T), Washington	1970-71
Shell, Donnie (DB), So. Car. St.	1974-75
Shepard, Charles (B), N. Tex. St.	1956
Sheriff, Stan (LB), Cal. Polytech	1954
Sherman, Alex (QB), Brooklyn	1943*
Sherman, Bob (B), Iowa	1964-65
Shields, Burrell (B), John Carroll	1954
Shiner, Dick (QB), Maryland	1968-69
Shipkey, Jerry (B), ULCA	1948-52
Shorter, Jim (B), Detroit	1969
Shurtz, Hubert (T), LSU	1948
Shy, Don (B), San Diego St.	1967-68
Simerson, John (T), Purdue	1958
Simington, Milt (G), Arkansas	1942
Simmons, Jerry (B), Bethune-Cookman	1965-66
Simms, Bob (E), Rutgers	1962
Simpson, Jack (B), Florida	1961-62
Sinkovitz, Frank (C), Duke	1947-52
Sirochman, George (G), Duquesne	1942
Sites, Vince (E), Pitt	1936-37
Skladany, Joe (E), Pitt	1934
Skorich, Nick (G), Cincinnati	1946-48
Skoronski, Ed (E), Purdue	1935-36
Skulos, Mike (G), W & J	1938
Slater, Walt (B), Tennessee	1947
Smith, Ben (E), Alabama	1934-35
Smith, Billy Ray (T), Arkansas	1958-60
Smith, Bob (B), N. Texas State	1966
Smith, Dave (WR), Indiana (Pa.)	1970-72
Smith, Ron (QB), Richmond	1966
Smith, Steve (E), Michigan	1966
Smith, Stu (QB), Bucknell	1937-38
Smith, Truett (QB), Wyoming & Mississippi St.	1950-51
Smith, Warren (T), Kansas Wes.	1948
Snyder, Bill (G), Ohio U.	1934-35
Sodaski, John (DB), Villanova	1970
Soleau, Bob (LB), Wm. & Mary	1964
Somers, George (T), LaSalle	1941-42
Sorce, Ross (T), Georgetown	1945
Sortet, Wilbur (E), W. Virginia	1933-40
Souchak, Frank (E), Pitt	1939
Spinks, Jack (G), Alcorn A & M	1952
Spizak, Charley (QB), Carn. Tech	1938
Staggers, Jon (WR), Missouri	1970-71
Stallworth, John (WR), Alabama A & M.	1974-75
Stanton, John (B), N. Car. St.	1961
Starret, Ben (B), St. Mary's of Cal.	1941
Stautner, Ernie (T), Bost. Col.	1950-63
Steele, Ernie (B), Washington	1943*
Stehouwer, Ron (B), Col. St.	1960-64
Stenger, Brian (LB), Notre Dame	1969-72
Stenn, Paul (T), Villanova	1947
Steward, Denn (B), Ursinus	1943*
Stock, John (E), Pitt	1956
Stofko, Ed (B), St. Francis	1945
Stough, Glen (T), Duke	1945
Strand, Eli (G), Iowa State Coll.	1966
Strugar, George (T), Washington	1962
Strutt, Art (B), Duquesne	1935-36
Stule, Ernie (B)	
Suhey, Steve (G), Penn State	1948-49
Sulima, George (E), Boston U.	1952-54
Sullivan, Frank (C), Loyola (New Or.)	1940
Sullivan, Robert (B), Holy Cross Iowa	1947
Sutherin, Don (B), Ohio State	1959-60
Swann, Lynn (WR), Southern California	1974-75
Szot, Walter (T), Bucknell	1949-50

T

Tanguay, Jim (B), NYU	1933
Tarasovic, George (E), LSU	1952-53, 56-63
Tatum Jesse (E), N. Car. St.	1938
Taylor, Mike (T), S. Calif.	1968-69
Tepe, Lou (C), Duke	1953-55
Tesser, Ray (E), Carnegie Tech	1933-34
Thomas, Clendon (B), Okla.	1962-68
Thomas, J. T. (DB), Florida State	1973-75
Thompson, Clarence (B), Minn.	1937-38
Thompson, Tommy (QB), Tulsa	1940

Thurbon, Bob (B), Pitt	1943*-44**
Tiller, Morgan (E), Denver	1945
Tinsley, Sid (B), Clemson	1945
Titus, George (C), Holy Cross	1946
Titus, Silas (E), Holy Cross	1945
Toews, Loren (LB), California	1973-75
Tomasetti, Lou (B), Bucknell	1939-40
Tomasic, Andy (B), Temple	1942-46
Tomlinson, Dick (G), Kansas	1950-51
Tommerson, Clarence (B), Wis.	1938-39
Tosi, John (G), Niagara	1939
Tracy, Tom (B), Tennessee	1958-63
Tsoutsouvas, Lou (C), Stanford	1938
Turley, John (QB), Ohio Wes.	1935-36

V

Van Dyke, Bruce (G), Missouri	1967-73
Varrichione, Frank (T), Ntr. Dame	1955-60
Vaughan, John (QB), Ind. St. (Pa.)	1933-34
Vidoni, Vic (E), Duquesne	1935-36
Voss, Lloyd (T), Nebraska	1966-71

W

Wade, Bob (DB), Morgan State	1968
Wade, Tom (QB), Texas	1964-65
Wager, Clint (E), St. Mary's Minn.	1944**
Wagner, Mike (DB), Western Ill.	1971-75
Walden Bob (K), Georgia	1968-75
Walsh, Bill (C), Notre Dame	1949-55
Warren, Buist (B), Tennessee	1945
Washington, Clarence (DT), Arkansas AM & N	1969-70
Watkins, Tom (B), Iowa State	1968
Watson, Allen (K), Newport (Wales)	1970
Watson, Sid (B), Northeastern	1955-57
Webster, Georgia (LB), Michigan State	1972-73
Webster, Mike (C-G), Wisconsin	1974-75
Weed, Thurlow (K), Ohio State	1955
Weinberg, Henry (G), Duquesne	1934
Weinstock, Izzy (B), Pitt	1937-38
Weisenbaugh, Henry (B), Pitt	1935
Wells, Billy (B), Mich. State	1957
Wendlick, Joe (E), Oregon State	1941
Wenzel, Ralph (E), Tulane	1942
Wenzel, Ralph (G), San Diego St.	1966-70
Westfall, Ed (B), Ohio Wes.	1933
Wetzel, Damon (B), Ohio State	1935
Whalen, Tom (B), Catholic U.	1933
Wheeler, Ernie (B), N. Dak. State	1939
White, Byron (B), Colorado	1938
White, Dwight (DE), East Texas St.	1971-75
White, Paul (B), Michigan	1947
Wiehl, Joe (T), Duquesne	1935
Wilburn, J. R. (WR), S. Car.	1966-70
Wiley, Jack (T), Waynesburg	1946-50
Williams, Dave (WR), Washington	1973
Williams, Don (G), Texas	1941
Williams, Erwin (WR), Maryland St.	1969
Williams, Joe (B), Lafayette	1939
Williamr, Sidney (LB), Southern	1969
Williamson, Fred (B), N'western	1960
Wilson, Bill (E), Gonzaga	1938
Winfrey, Carl (LB), Wisconsin	1972
Wistert, Al (T), Michigan	1943*
Wolf, Jim (DE), Prairie View	1974
Womack, Joe (B), Los Angeles St.	1962
Woodson, Marv (B), Indiana	1964-69
Woudenberg, John (T), Denver	1940-42
Wren, Lowe (B), Missouri	1960
Wukits, Al (C), Duquesne	1943*-44*-45
Wydo, Frank (T), Cornell	1947-51

Y

Young, Al (WR), South Carolina St.	1971-72
Young, Dick (B), Chattanooga	1957
Younger, Paul (B), Grambling	1958
Yurchey, John (B), Duquesne	1940

Z

Zaninelli, Silvio (B), Duquesne	1934-37
Zimmerman, Leroy (QB), San Jose St. ..	1943*
Zombek, Joe (E), Pitt	1954
Zopetti, Frank (B), Duquesne	1941

*Steelers combined with Philadelphia Eagles.

**Steelers combined with Chicago Cardinals.

ALL TIME STEELER PLAYER DRAFTS

1976

1. Cunningham, Bennie(TE), Clemson 2-a. Pinney, Ray(C), Washington 2-b. Kruczek, Mike(QB), Boston College 2-c. Files, James(G-C), McNeese State 3-a. Coder, Ron(OT), Penn State 3-b. Pough, Ernest(WR), Texas Southern 4-a. Monds, Wonder(S), Nebraska 4-b. Bell, Theo(WR), Arizona 5. Norton, Rodney(LB), Rice 6-a. Dunn, Gary(OT), Miami(Fla.) 6-b. Deloplane, Jack(RB), Salem(W. Va.) 7. Burton, Barry (TE), Vanderbilt 8. McAleney, Ed(DE), Massachusetts 9. Gaines, Wentford(CB), Cincinnati 10. Campbell, Gary(LB), Colorado 11. Fuchs, Rolland(RB), Arkansas 12. Carroll, Bill(WR), East Texas State 13. Kain, Larry(LB), Ohio State 14. Fields, Wayne(DB), Florida 15. Davis, Mel(DE), North Texas State 16. Butts, Randy(RB), Kearney State 17. Kirk, Kelvin(WR), Dayton.

1975

1. Brown, Dave(DB), Michigan 2. Barber, Bob(DE), Grambling 3. White, Walter(TE), Maryland 4. Evans, Harold(LB), Houston 5. Sexton, Brent(DB), Elon 6. Crenshaw, Marvin(OT), Nebraska 7. Mattingly, Wayne(OT), Colorado 8. Kropp, Tom(LB), Kearney St. (choice from Kansas City) 8-a. Humphrey, Al(DE), Tulsa 9. Clark, Eugene(G), UCLA (choice from New England) 9-a. Reimer, Bruce(RB), No. Dakota St. 10. Heyer, Kirk(OT), Kearney St. (choice from New England) 10-a. Gray, Archie(WR), Wyoming 11. Little, Randy(TE), W. Liberty St. (W. Va.) 12. Murphy, Greg(DE), Penn. St. 13. Gaddis, Robert(WR), Mississippi Valley 14. Collier, Mike(RB), Morgan St. 15. Thatcher, Jim(WR), Langston (choice from Kansas City) 15-a. Smith, Marty(OT), Louisville 16. Bassler, Miller(TE), Houston 17. Hegener, Stan(G), Nebraska.

1974

1. Swann, Lynn(WR), So. California. 2. Lambert, Jack(LB), Kent St. 3. Choice to Oakland. 4-a. Stallworth, John(WR), Alabama A. & M. (choice from New England. 4-b. Allen, Jim(DB), UCLA 5. Webster, Mike(C), Wisconsin 6-a. Wolf, James(DE), Prairie View (choice from Denver) 6-b. Druschel, Rick(OT), No. Carolina St. 7-a. Sitterle, Allen(OT), No. Carolina St. (choice from New England) 7-b. Garske, Scott (TE), Eastern Washington St. 8. Gefert, Mark(LB), Purdue 9-a. Reamon, Tom(RB), Missouri (choice from Denver) 9-b. Davis, Charlie(OT), Texas Christian 10-a. Kregel, Jim(G), Ohio St. (choice from New England) 10-b. Atkinson, Dave(DB), Brigham Young 11. Morton, Dickey(RB), Arkansas 12. Lickiss, Hugh(LB), Simpson (Iowa) 13. Kolch, Frank(QB), Eastern Michigan 14. Henley, Bruce(DB), Rice 15. Hunt, Larry(OT), Iowa St. 16. Morgan, Octavus(LB), Illinois 17. Moore, Larry(DE), Angelo St.(Tex.)

1973

1. Thomas, James(DB), Florida St. 2. Phares, Ken(DB), Mississippi St. 3. Roger Bernhardt(G), Kansas 4. Clark, Gail(LB), Michigan St. 5. Reavis, David(DE), Arkansas (choice from New Orleans) 5-a. Clark, Larry(LB), No. Illinois 6. Bell, Ron (RB), Illinois St. 7. Dorsey, Nate(DE), Mississippi Valley 8. Toews, Loren(LB), California (choice from Denver) 9. Bonham, Bracy(G), No. Carolina Central 10. Wunderly, Don(OT), Arkansas 11. White, Bob(DB), Arizona 12. Lee, Willie(RB), Indiana St. 13. Fergerson, Rick(WR), Kansas St. 14. Cowan, Roger(OT), Stanford 15. Cross, Charles(DB), Iowa 16. Nardi, Glen(OT), Navy 17. Shannon, Mike(OT), Oregon St.

1972

1. Harris, Franco(RB), Penn State 2. Gravelle, Gordon(OT), Brigham Young 3. McMakin, John(TE), Clemson 4. Brinkley, Lorenzo(DB), Missouri (choice from NY Giants) 4-a. Bradley, Ed(LB), Wake Forest 5. Furness, Steve(DE), Rhode Island 6. Meyer, Dennis(DB), Arkansas St. 7. Colquitt, Joe(DE), Kansas St. (choice from NY Giants) 8. Vincent, Stahle(RB), Rice 9. Kelley, Don(DB), Clemson 10. Brown, Bob(OT), Tampa 11. Gilliam, Joe(QB), Tennessee St. 12. Curl, Ron(OT), Michigan St. 13. Messmer, Ernie(OT), Villanova 14. Durrance, Tom(RB), Florida 15. Hulecki, John(G), Massachusetts (choice from Houston) 15-a. Harrington, Charles(G), Wichita 16. Hawkins, Nate(WR), Nevada-Las Vegas 17. Linehan, Ron(B), Idaho.

1971

1. Lewis, Frank(WR), Grambling 2. Ham, Jack(LB), Penn St.. 3. Davis, Steve(RB), Delaware St. 4. Mullins, Gerry(G), So. California 4-a. White, Dwight(DE), E. Texas St. (choice from Baltimore) 5. Brown, Larry(TE), Kansas (choice from New Orleans) 5-a. Holmes, Melvin(OT), No. Car. A&T 5-b. Anderson, Ralph(DB), W. Texas St. (choice from Miami) 5-c. Brister, Fred(LB), Mississippi (choice from Minnesota) 6. Hanneman, Craig(G), Oregon St. 7. McClure, Worthy(OT-G), Mississippi 8. Crowe, Larry(RB), Texas Southern (choice from New Orleans) 8-a. Rogers, Paul(K), Nebraska 8-b. Holmes, Ernie(OT), Texas Southern (choice from Miami) 9. Anderson, Mike (LB), Louisiana St. 10. O'Shea, Jim(LB), Boston College 11. Wagner, Mike(DB), Western Illinois 12. (Choice to Baltimore) 13. Young, Alfred(WR), So. Car. St. 14. Evans, McKinney(DB), New Mex. Highlands 15. Makin, Ray(G), Kentucky 16. Huntley, Walter(DB), Trinity(Tex.) 17. Ehle, Dan(RB), Howard Payne.

1970

1. Bradshaw, Terry(QB), Louisiana Tech 2. Shanklin, Ron(WR), North Texas St. 3. Blount, Mel(DB), Southern 4. George, Ed(OT), Wake Forest 4-a. Evenson, Jim(RB), Oregon (choice from New York Giants) 5. Staggers, Jon(WR), Missouri 6. Barrera, Manuel(LB), Kansas State 6-a. Kegler, Clarence(OT), So. Carolina St. 7. Griffin, Danny(RB), Texas-Arlington 8. Smith, Dave(WR), Indiana (Pa.) 9. Crennel, Carl(LB), West Virginia 10. Brown, Isiah(DB), Stanford 11. Hunt, Calvin(C), Baylor 12. Sharp, Rick(OT), Washington 13. Main, Billy(RB), Oregon St. 14. Askson Burt(LB), Texas Southern 15. Keppy, Glen(OT), Platteville (Wis.) 16. Yanosky, Frank(OT), Tennessee 17. Key, Harry(TE), Mississippi Valley.

1969

1. Greene, Joe(OT), No. Texas St. 2. Hanratty, Terry(QB), Notre Dame 2-a. Bankston, Warren(RB), Tulane (choice from San Francisco) 3. Kolb, Jon(C), Oklahoma St. 4. Campbell, Bob(RB), Penn St. 5. Choice to St. Louis 6. Choice to Green Bay 7. Beatty Charles(DB), No. Texas St. 7-a. Brown, Chadwick(OT), E. Texas St. 8. Cooper, Joe(WR), Tennessee St. 9. Sodaski, John(DB), Villanova 10. Greenwood, L.C.(DE), Arkansas AM & N 11. Washington, Clarence(OT), Arkansas AM & N 12. Fisher, Doug(LB), San Diego St. 13. Lynch, John(LB), Drake 14. Houmard, Bob(RB), Ohio U. 15. Liberto, Ken(WR), Louisiana Tech 16. Mosley, Dock(WR), Alcorn A & M 17. Eppright, Bill(K), Kent St.

1968

1. Taylor Mike (OT), So. California 2. Ruple, Ernie(OT), Arkansas 3. Choice to Cleveland 3-a. Henderson, Jon(WR), Colorado St. (choice from Minnesota) 3-b. Herbert, Ken(K), Houston (choice from Los Angeles) 4. Choice to Green Bay 5. Choice to Green Bay 6. Choice to Atlanta 7. Dalton, Doug(RB), New Mexico St. 7-a. Glennon, Bill(OT), Washington (choice from Los Angeles) 8. Holman, Danny(QB), San Jose St. 9. Knight, John(DE), Weber St. 10. Choice to Cleveland 11. King, Kim(RB), Georgia Tech 12. Wheeler, Sam(LB), Wisconsin 13. Roundy, Joe(G), Puget Sound 14. Harris, Lou(DB), Kent St. 15. Lanning, Bob(DE), No. Montana 16. Bleier, Rocky(RB), Notre Dame 17. Cole, Bob(LB), So. Carolina.

1967

1. Choice to Green Bay 2. Shy, Don(RB), San Diego St. 3. Choice to San Francisco 3-a. Freitas, Rockne(C), Oregon (choice from Philadelphia) 4. May, Ray(LB), So. California 5. Choice to Green Bay 6. Choice to Atlanta 6-a. Haggerty, Mike(OT), Miami (Fla.) 7. Choice to Washington 8. Barnes, Mike(OT), Purdue 8-a. Foruria, John(OB), Idaho (choice from Minnesota) 9. Otis, Paul(DT), Houston 10. Wilsey, Bill(LB), Fresno St. 11. Whitcomb, Jim(WR), Emporia St. (Kan.) 12. Choice to Baltimore 13. Homan, Jim(G), So. California 14. Anderson, Chet(TE), Minnesota 15. Love, Mike (RB), Abilene Christian 16. Smith, Bill(C), Oregon 17. Davenport, Mike(RB), Wyoming.

1966

1. Leftridge, Dick(RB), West Virginia 2. Gagner, Larry(G), Florida 3. Killorin, Pat(C), Syracuse 4. Choice to Chicago 5. Choice to Detroit 6. Choice to Minnesota 7. Boozer, Emerson(RB), Maryland St. 8. Choice to New York 9. Stewart, Dale(WR), Pitt 10. Marion, Jerry(RB), Wyoming 11. Washington, Charley(RB), Grambling 12. Choice to Dallas 13. Dial, Benjy(OB), Eastern New Mexico 14. Novogratz, Joe(LB), Pitt 15. Dobson, Joe(OT), Idaho 16. Long, Jim(WR), Purdue 17. Brundage, Mike(OB), Oregon 18. Lucas, Kenny(OB), Pitt 19. Neilson, Dave(OB), Albion 20. Springer, Ron(OT), Albion.

1965

1. Choice to Chicago 2. Jefferson, Roy(WR), Utah 3. Choice to New York 4. Choice to Detroit 5. Choice to Green Bay 6. Choice to Green Bay 7. Browning, Charlie(RB), Washington 8. Howley, Bill(E), Pitt 9. Neville, Tom(T), Mississippi St. 10. Tobey, Dave(C), Oregon 11. Molden, Frank(T), Jackson St. 12. Lofquist, Craig(B), Minnesota 13. Wilburn, J. R.(B), South Carolina 14. Butler, Jim(B), Edward Waters 15. Carrell, John(T), Texas Tech 16. Dusenbury, Doug(K), Kansas St. 17. Canale, Whit(B), Tennessee 18. Howard, Bob(B), Stanford 19. Price, Lonnie(B), Southwestern Louisiana 20. Fertig, Craig(OB), So. California.

1964

1. Martha, Paul(B), Pitt 2. Choice to Chicago 2-a. Kelly, Jim(E), Notre Dame (choice from Chicago 3. Baker, Ralph(LB), Penn State 4. McGee, Ben(T), Jackson St. 5. Alley, T. W.(T), William & Mary 6. Gibson, Tom(G), So. Carolina 7. Smith, Bobby(B), No. Texas St. 8. Currington, Bob(B), No. Carolina College 9. Nichols, Bob(T), Stanford 10. Choice to Cleveland 11. Soleau, Bob(G), William & Mary 12. Sherman, Bob(B), Iowa 13. Baker, Glenn(T), Washington St. 14. Jenkins, Tom(G), Ohio St. 15. Brown, Barry(E), Florida 16. Kesler, Ed(B), No. Carolina 17. Shaw, Dennis(C), Detroit 18. Dobbins, Oliver(B), Morgan St. 19. Marshall, Don(T), Lehigh 20. Generalovich, Brian(E), Pitt.

1963

1. Choice to Chicago 2. Choice to Baltimore 3. Choice to Green Bay 4. Choice to Chicago 5. Choice to Los Angeles 6. Choice to Chicago 7. Choice to Green Bay 8. Atkinson, Frank(T), Stanford 9. Carrington, Gene(T), Boston College 10. Nelsen, Bill(OB), So. California 11. Dixon, Hewritt(B), Florida A & M 12. Curry, Roy(B), Jackson St. 13. Gray, Hal(LB), Los Angeles St. 14. Dickerson, Bob(E), Bethune-Cookman 15. Szykowny, Matt(OB), Iowa 16. Russell, Andy(LB), Missouri 17. Stein, Tim(C), Miami (Ohio) 18. Bradshaw, Jim(B), Chattanooga 19. Berg, Roger(T), St. Thomas (Minn.) 20. Traficant, Jim(OB), Pitt.

1962

1. Ferguson, Bob(B), Ohio St. 2. Choice to Chicago 3. Choice to Los Angeles 4. Choice to Detroit 5. Choice to Baltimore 6. Choice to San Francisco 7. Collins, Jack(B), Texas 8. Ballman, Gary(B), Michigan St. 9. Powers, John(E), Notre Dame 10. Vignali, Larry(G), Pitt 11. Willis, Bob(E), California 12. Mudie, Sam(OB), Rutgers 13. Woodward, Dave(T), Auburn 14. Whittaker, Jim(E), Nevada 15. Hatch, Vern(E), No. Carolina College 16. Ply, Bobby(OB), Baylor 17. Tucker, Nat(B), Florida A & M 18. Yarbrough, Darrell(T), Northwest Louisiana St. 19. Kuprok, John(E), Pitt. 20. Knight, John(B), Valparaiso.

1961

1. Choice to San Francisco 2. Pottios, Myron(LB), Notre Dame 3. Choice to Detroit 4. Choice to San Francisco 5. Choice to Baltimore 6. Choice to Los Angeles 7. Hoak, Dick(B), Penn St. 8. Balthazar, George(T), Tennessee A & I 9. Choice to San Francisco 10. Mack, Bill(B), Notre Dame 11. Clements, Skip(B), No. Carolina 12. Jackunas, Frank(T), Detroit 13. Choice to San Francisco 14. Schmitz, Bob(LB), Montana St. 15. McConn, Ray(B), West Texas St. 16. Scott, Wilbert(B), Indiana 17. Nofsinger, Terry(OB), Utah 18. Simko, John(E), Augustana(S.D.) 19. Wyatt, Bernie(B), Iowa 20. Jones, Mike(B), San Jose St.

1960

1. Spikes, Jack(B), TCU 2. Choice to Cleveland 3. Choice to Los Angeles 4. Choice to Detroit 5. Choice to St. Louis 6. Choice to Los Angeles 7. Dennis, Lonnie(G), Brigham Young 8. Lanphear, Dan(G), Wisconsin 9. Harris, Marshall(B), TCU 10. Kapele, John(T), Brigham Young 11. Choice to San Francisco 12. Butler, Earl(T), No. Carolina 13. Womack, Joe(B), Los Angeles St. 14. Keys, Brady(B), Colorado St. 15. Essenmacker, Larry(T), Alma 16. Ames, Dave(B), Richmond 17. Chamberlain, Dale(B), Miami (Ohio) 18. Lee, Charley(T), Iowa 19. Turley, Howard(E), Louisville 20. Harshberger, George(T), Wichita.

1959

1. Choice to San Francisco 2. Choice to Detroit 3. Choice to Los Angeles 4. Choice to Los Angeles 5. Choice to Green Bay 6. Choice to Detroit 7. Choice to Washington 8. Barnett, Tom(B), Purdue 9. Davis, Hal(G), Houston 10. Gunnels, Riley(T), Georgia 11. Curtis, Overton(B), Utah St. 12. Paviska(B), Baylor 13. Bohling, Dewey(B), Hardin-Simmons 14. Peppercorn, John(E), Kansas 15. Brodnax, John(B), LSU 16. Carrico, Bill(G), No. Texas St. 17. Leeka, Bill(T), UCLA 18. Seinturier, John(T), So. California 19. Kocourek, Dave(E), Wisconsin 20. Hayes, Rudy(B), Clemson 21. Green, Johnny(OB), Chattanooga 22. Polk, Burley(T), Hardin-Simmons 23. Davie, Ernye(B), McMurry(Tex.) 24. Farmer, Wayne(T), Purdue 25. Miller, Ron(E), Vanderbilt 26. Scott, John(T), Ohio St. 27. Tolar, Charley(B), Northwestern Louisiana 28. Hall, Ronnie(B), Missouri Valley 29. Loncar, Dick(T), Notre Dame 30. Fjerstad, Willus(B), Minnesota.

1958

1. Choice to San Francisco 2. Krutko, Larry(B), West Virginia 3. Krisher, Bill(G), Oklahoma 4. Choice to Los Angeles 5. Choice to Los Angeles 6. Lasse, Dick(E), Syracuse 7. Choice to Baltimore 8. Choice to Detroit 9. Choice to Detroit 10. Campbell, Dick(D), Marquette 11. Aldrich, Larry(E), Idaho 12. Reed, Leroy(B), Mississippi 13. Choice to San Francisco 14. Jennings, Doyle(T), Oklahoma 15. Sears, Ed(B), Florida 16. Perkins, John(T), Mississippi Southern 17. Lewis, Joe(T), Compton JC(Calif.) 18. Choice to Detroit 19. Keady, Gene(B), Kansas St. 20. Johnson, George(T), Wake Forest 21. Jones, Everett(G), Utah 22. Thompson, Bill(E), Duke 23. Trowbridge, Ken(B), No. Carolina St. 24. Roberts, Norm(E), E. Texas St. 25. Groce, Bill(B), No. Texas St. 26. Evans, Jon(E), Oklahoma A & M 27. Dellinger, Floyd(B), Texas Tech 28. Akin, Dean(E), Jacksonville St. (Ala.) 29. Fuquay, Mert(E), Baylor 30. Scherer, Dick(E), Pitt.

1957

1. Dawson, Lenny(QB), Purdue 2. Michael, Bill(T), Ohio St. 3. Owens, Don(T), Mississippi Southern 4. Choice to Washington 5. Richards, Perry(E), Detroit 6. Volkert, George(B), Georgia Tech 7. Johnson, Curley(B), Houston 8. Choice to Chicago Bears 9. Hutchings, Charley(T), Miami (Fla.) 10. Jelic, Ralph(B), Pitt 11. Hughes, Dick(B), Tulsa 12. Ellison, Vern(G), Oregon St. 13. Underwood, Dwaine(T), Oklahoma A & M 14. Crawford, Jim(B), Wyoming 15. Canil, Herman(T), Pitt 16. Choice to Baltimore 17. Salvaterra, Corny(B), Pitt 18. Bigbee, Len(E), E. Texas St. 19. Bennett, Phil(E), Miami (Fla.) 20. Szeuhan, John(T), No. Carolina St. 21. Cichowski, Gene(QB), Indiana 22. Thomas, Aurelius(G), Ohio St. 23. Pollock, Bob(T), Pitt 24. Francis, Gary(E), Illinois 25. Hinesley, Jim(E), Michigan St. 26. Swann, Bob(T), Vanderbilt 27. Konkoly, Bob(B), Xavier 28. Kolinsky, Frank(T), Tennessee 29. Ramage, Tom(G), Utah St. 30. Serier, Don(E), Arkansas St.

1956

Bonus Choice: Glick, Gary(B). 1. Davis, Art(B), Mississippi St. 2. Krupa, Joe(T), Purdue 3. Taylor, Jim(C), Baylor 4. Murley, Dick(G), Purdue 5. Murakowski, Bill(B), Purdue 6. Taylor, Ray(B), TCU 7. Gaspari, Dick(C), George Washington 8. Wellman, Vere(G), Wichita 9. Edmonds, Wayne(G), Notre Dame 10. Baldacci, Lou(B), Michigan 11. Choice to Detroit 12. Tarasovic, Phil(E), Yale 13. Holley, Weldon(B), Baylor 14. Emmons, Jim(T), Alabama 15. Choice to San Francisco 16. Reed, Lionel(B), Cen. Oklahoma St. 17. Schmidt, Bill(G), Pitt 18. Stephens, John(B), Holy Cross 19. Jacobs, Jerry(G), Florida St. 20. Glatz, Fred(E), Pitt 21. Martell, Gene(T), Notre Dame 22. DiPasquale, Ray(B), Pitt 23. Neft, Pete(QB), Pitt 24. Engram, Bryan(E), TCU 25. O'Dell, Bill(B), Clemson 26. Sweeney, Frank(G), Xavier 27. Benson, Buddy(B), Arkansas 28. DeGraaf, Bill(B), Cornell 29. Thompson, Wes(T), Alabama.

1955

1. Varrichione, Frank(T), Notre Dame 2. Choice to Los Angeles 3. Bernet, Ed(E), SMU 4. Broussard, Fred(C), Texas A & M & Northwestern Louisiana 5. Mason, George(T), Alabama 6. Harkey, Lem(B), Emporia 7. Reeve, Hal(T), Oregon 8. Choice to Detroit 9. Unitas, John(QB), Louisville 10. Boyle, Terry(T), Cincinnati 11. Eaton, Vic(QB), Missouri 12. Cooke, Jim(E), Lincoln(Pa.) 13. Whitmer, Bob(B), Purdue 14. Byrne, John(G), John Carroll 15. Duckett, Ellis(B), Michigan St. 16. Vincent, Frank(C), Glensville St. (W. Va.) 17. Merchant, Ed(B), Miami (Ohio) 18. Maier, George(G), Marshall 19. Smith, Ed(B), Texas Southern 20. Matykievicz, Lou(E), Iowa 21. Phenix, Rees(T), Georgia Tech 22. McCabe, Richie(B), Pitt 23. Holz, Gordy(T), Minnesota 24. Mayock, Mike(E), Villanova 25. Bull, Charlie(G), Missouri 26. Soltau, Jim(E), Minnesota 27. Sanford, Bill(B), Hofstra 28. Williams, Dave(G), Ohio St. 29. Sinclair, Bernie(E), Texas A & M 30. Caruzzi, Jim(B), Marquette.

1954

1. Lattner, John(B), Notre Dame 2. Stark, Pat(B), Syracuse 3. Miner, Tom(E), Tulsa 4. Choice to Los Angeles 5. Choice to San Francisco 6. Pepper, Laurin(B), Mississippi Southern 7. O'Brien, Jack(E), Florida 8. Cameron, Paul(B), UCLA 9. Zombek, Joe(E), Pitt 10. Fisher, Bob(T), Tennessee 11. Cimarolli, Lou(B), Pitt 12. Fritz, Don(E), Cincinnati 13. Lattimer, Charley(C), Maryland 14. Bradford, Roger(E), Waynesburg & Duquesne 15. Drake, Tom(G), Chattanooga 16. Krol, Cas(T), Detroit 17. Fuhwyler, Joe(C), Oregon St. 18. Penza, Don(E), Notre Dame 19. Rydalch, Don(B), Utah 20. Prender, Fred(B), W. Chester St. 21. Tassotti, Dan(T), Miami (Fla.) 22. Lapsley, John(G), Northeastern 23. Pascarella, Joe(T), Penn St. 24. Flanagan, Jack(E), Detroit 25. Barron, Jim(T), Mississippi St. & Tulsa 26. Varaitis, Joe(B), Penn 27. Yewcic, Tom(B), Michigan St. 28. Bush, Joe(G), Notre Dame 29. Fagan, Joe(T), John Carroll 30. Sweatte, Juel(B), Oklahoma.

1953

1. Marchibroda, Ted(QB), Detroit & St. Bonaventure 2. John Henry Johnson(B), St. Mary's (Cal.) & Arizona St. 3. Matuszak, Marv(LB), Tulsa 4. Colteryahn, Lloyd(E), Maryland 5. Gaona, Bob(T), Wake Forest 6. Barton, Tom(G), Clemson 7. Alderton, John(E), Maryland 8. Perry, Lowell(E), Michigan 9. Sarnese, Pat(T), Temple 10. Holohan, Frank(T), Tennessee 11. Choice to Chicago Bears 12. Robertson, Jerry(B), Kansas 13. Davis, Leo(E), Bradley 14. Montgomery, Charley(T), Mississippi 15. O'Neill, Bob(E), Notre Dame 16. Zachary, John(B), Miami (Ohio) 17. Quinn, Reed(B), Florida 18. Holben, Carl(T), Duke 19. Williams, John(B), Louisville 20. Hayley, Will Lee(E), Auburn 21. Earley, Don(G), So. Carolina 22. O'Connor, Ed(T), Maryland 23. Correll, Ray(G), Kentucky 24. Schneidenbach, Bob(B), Miami(Fla.) 25. Hampel, Vic(E), Houston 26. McLaren, Jack(E), Bethune-Cookman 27. Delaney, Jack(B), Cincinnati 28. Cimini, Joe(T), Mississippi St. 29. Massaro, Art(B), W & J 30. Tepe, Lou(C), Duke

1952

1. Modzelewski, Ed(B), Maryland 2. Tarasovic, George(C), LSU 3. Wadiak, Steve(B), So. Carolina 4. Gearding, Jack(T), Xavier 5. Choice to Chicago Bears 6. Choice to Los Angeles 7. Hipps, Claude(B), Georgia 8. Choice to Chicago Bears 9. Payne, Herky(B), Tennessee 10. Gilmartin, George(B), Xavier 11. Spinks, Jack(B), Alcorn A & M 12. McFadden, Marv(T), Michigan St. 13. Flood, Dave(B), Notre Dame 14. Davis, June(G), Texas 15. Pivrotto, Dick(B), Princeton 16. Ladygo, Pete(G), Maryland 17. Smithwick, Pat(E), St. Norbert's 18. MacDonald, Andy(B), Cen. Michigan 19. Kerkorian, Gary(QB), Stanford 20. Simeone, Dan(T), Villanova 21. Babcock, Harry(E), Georgia 22. Byrne, Bob(B), Montana St. 23. Pollock, Vic(B), Army 24. Bestwick, Bob(QB), Pitt 25. Robinson, Bill(B), Lincoln(Mo.) 26. Wilson, Bobby(B), Alabama 27. Doyle, Skip(B), Ohio St. 28. Hanifan, Jerry(B), St. Bonaventure 29. Warriner, Chris(E), Pitt 30. Kissell, Ed(B), Wake Forest.

1951

1. Avinger, Clarence(B), Alabama 2. Ortmann, Chuck(B), Michigan 3. Sulima, George(E), Boston University 4. French, Barry(T), Purdue 5. Sampson, Floyd(B), McMurry 6. Dodril, Dale(G), Colorado A & M 7. Mathews, Ray(B), Clemson 8. Minarik, Hank(E), Michigan St. 9. Schweder, John(G), Penn 10. Salata, Paul(E), So. California 11. McCitcheon, Joe(G), Washington & Lee 12. Brandt, Jim(B), St. Thomas(Minn.) 13. Szabo, Bill(T), Bucknell 14. Mizerany, Mike(G), Alabama 15. Webb, Clay(B), Kentucky 16. Oberg, Lambert(C), Trinity(Conn.) 17. Ghelmann, Ted(T), William & Mary 18. Field, Pat(B), Georgia 19. Pavlikowski, Bill(B), Boston University 20. Donnelly, Tom(T), Holy Cross 21. Cheatham, Ernie(T), Loyola(Cal.) 22. Hendley, Dick(B), Clemson 23. Minor, Joe(E), John Carroll 24. Alois, Art(C), San Francisco 25. Calvin, Tommy(B), Alabama 26. Pearman, Bill(G), Tennessee 27. Radcliffe, Bob(B), Wisconsin 28. Hansen, Howie(B), UCLA 29. Smith, Fred(E), Tulsa 30. Gruble, John(E), Tennessee.

1950

1. Chandnois, Lynn(B), Michigan St. 2. Stautner, Ernie(T), Boston College 3. Hughes, George(G), William & Mary 4. Choice to Chicago Bears 5. Allen, Lou(T), Duke 6. Mattson, Ed(B), Trinity(Texas) 7. Smith, Truett(B), Mississippi St. & Wyoming 8. Rogel, Fran(B), Penn St. 9. Druen, Max(T), Tulane 10. Choice to Chicago Cards 11. Williams, Charley(E), Sam Houston St. 12. Choice to Chicago Cards 13. Norton, Negley(T), Penn St. 14. Kynes, Jim(C), Florida 15. Russell, Harry(B), San Jose St. 16. Barkouskie, Bernie(G), Pitt 17. Bodine, Al(B), Georgia 18. Powell, Kenneth(E), No. Carolina 19. Gaul, Frank(T), Notre Dame 20. DeNoia, Mike(B), Scranton 21. Tomlinson, Dick(G), Kansas 22. Burak, Stan(B), George Washington 23. Kersulis, Walt(E), Illinois 24. Weaver, John(G), Miami (Ohio) 25. Numbers, Bob(C), Lehigh 26. Vaccaro, Nick(B), Florida 27. Kreiser, Elmer(E), Bloomsburg St. 28. Diehl, Jerry(B), Idaho 29. DePasqua, Carl(B), Pitt 30. Hudak, Ed(T), Notre Dame.

1949

1. Gage, Bobby(B), Clemson 2. Davis, Harper(B), Mississippi St. 3. Walsh, Bill(C), Notre Dame 4. Geri, Joe(B), Georgia 5. Long, Bill(E), Oklahoma A & M 6. Brightwell, Doug(C), TCU 7. Talarico, Bill(B), Penn 8. Brown, George(G), TCU 9. Breenan, Tom(T), Boston College 10. Hood, Bob(E), Alabama 11. Sanders, Al(C), Mississippi Southern 12. Finks, Jimmy(B), Tulsa 13. Walston, R. R.(G), No. Texas St. 14. Moon, Dave(B), SMU 15. Sobczak, Ed(E), Michigan 16. Snell, Denvard(T), Auburn 17. Kissell, Veto(B), Holy Cross 18. Shipman, Clint(T), E. Texas St. 19. McBride, Jack(E), Rice 20. Mann, Ben(G), Mississippi 21. Jackura, Joe(C), Georgia 22. Johnson, Lloyd(B), W. Texas St. 23. Owens, Jim(E), Oklahoma 24. Snowden, Ivan(T), Texas A & I 25. Goff, Bobby(B), Texas A & M.

1948

1. Edwards, Dan(E), Georgia 2. Nuzum, Jerry(B), New Mexico A & M 3. Wozniak, John(G), Alabama 4. Gasparella, Joe(QB), Notre Dame 5. Long, Bill(B), Penn 6. Cooper, Jim(C), No. Texas St. 7. Ryan, Ed(E), St. Mary's (Cal.) 8. Deranek, Dick(B), Indiana 9. Redfield, Paul(T), Colgate 10. Papach, George(B), Purdue 11. Fincal, Tom(E), Princeton 12. Lane, Clayton(T), New Hampshire 13. Mazuca, Dick(G), Canisius 14. McPeak, Bill(E), Pitt 15. Messoline, Frank(B), Scranton 16. Lane, Tom(T), Muhlenburg 17. Barbolak, (T), Purdue 18. Fogler, Fred(B), Duke 19. Snyder, Charley(T), Marshall 20. Stevens, Tally(E), Utah 21. Norman, Dike(C), Washington & Lee 22. Simmons, Floyd(B), Notre Dame 23. Hausser, Paul(T), Wichita 24. Ramsay, Bob(B), SMU 25. Whitlow, Felton(T), No. Texas St. 26. Bowen, Dinky(B), Georgia Tech 27. Gibron, Abe(G), Purdue 28. Hilken, Bruce(T), Michigan 29. Zuchowski, Ted(T), Toledo 30. DeMatteo, Tony(B), Pitt.

1947

1. Bechtol, Hub(E), Texas 2. Mastrangelo, John(G), Notre Dame 3. Wydo, Frank(T), Cornell 4. Aschenbrenner, Frank(B), Northwestern 5. Meeks, Bryant(C), So. Carolina 6. Shipkey, Jerry(B), UCLA 7. Vander Clute, Bert(G), Wesleyan 8. Gibson, Paul(E), No. Carolina St. 9. Medd, Jack(C), Wesleyan 10. Fitch, Jack(B), No. Carolina 11. Parseghian, Ara(B), Miami (Ohio) 12. Moore, Bill(T), Penn St. 13. Bruno, Larry(B), Geneva 14. Jenkins, Ralph(C), Clemson 15. Nickel, Elbie(E), Cincinnati 16. Cregar, Bill(C), Holy Cross 17. Mulready, Jerry(B), No. Dakota St. 18. Smith, Warren(T), Kansas Wesleyan 19. Hamilton, Fred(T), Vanderbilt 20. Taylor, Fred(E), TCU 21. Bushmaier, Binks(B), Vanderbilt 22. Davis, Paul(B), Otterbein 23. Kalminar, Tommy(B), Pitt & Nevada 24. Mohr, Don(E), Baldwin-Wallace 25. Young, Art(G), Dartmouth 26. Sazio, Ralph(T), William & Mary 27. Pitzer, Dick(E), Army 28. Stalloni, Tom(T), Delaware 29. DiFrancesca, Vince(G), Northwestern 30. Lahr, Warren(B), Western Reserve.

1946

1. Blanchard, Doc(B), Army 2. Clark, George(B), Duke 3. Rowe, Harmon(B), Baylor & San Francisco 4. Tepsic, Joe(B), Penn St. 5. Seiferling, Jack(B), Utah St. 6. Woods, Marion(G), Clemson 7. Reinhardt, Tom(T), Minnesota 8. Ponsetto, Joe(B), Michigan 9. Evans, Bob(B), Penn 10. Bonwell, Mel(B), Central Iowa 11. Holloway, Doc(G), William & Mary 12. Owen, Carroll(B), Catawba 13. Poppin, George(T), New Mexico 14. McCain, Bob(E), Mississippi 15. Tallchief, Tom(T), Oklahoma 16. Perl, Al(B), Youngstown & Georgia 17. Lopez, Russ(C), West Virginia 18. Garrison, Charles(G), Wake Forest 19. Cloud, Bill(T), Temple 20. Garbinski, Mike(B), Penn St. 21. Loiacano, Charley(C), Lafayette 22. Johnson, George(T), Pitt 23. Leitheiser, Bill(G), Duke 24. Adams, Roger(C), Florida 25. Verkins, Bob(B), Tulsa 26. Castle, Clarence(B), Mississippi 27. Marino, Marchi(T), Penn State 28. Hansen, Bob(E), UCLA 29. Graves, Larry(T), Newberry 30. Bruce, Gail(E), Washington.

1945

1. Duhart, Paul(B), Florida 2. Dugger, Jack(E), Ohio St. 3. Dellastatious, Bill(B), Missouri 4. Adams, Roger(C), Florida 5. Mehlich, Chuck(E), Duquesne 6. Browning, Greg(E), Denver 7. Wolak, Mike(B), Duquesne 8. Hughes, Tom(T), Purdue & Missouri 9. Pense, Leon(B), Arkansas 10. Brandau, Art(C), Tennessee 11. Ball, Ray(B), Holy Cross 12. Basilone, Frank(B), Duquesne 13. Monahan, John(E), Dartmouth 14. Odelli, Mel(B), Duquesne 15. Choice to Chicago Bears 16. Ungles, Jim(B), Kansas St. 17. Itzel, John(B), Pitt 18. Wizbicki, Alex(B), Holy Cross 19. Landrigan, Jim(T), Holy Cross & Dartmouth 20. Lilienthal, Bill(T), Villanova 21. Price, Art(B), Rutgers 22. Malmberg, Don(B), UCLA 23. Hartwell, Everett(E), Auburn 24. Cain, Ed(B), Rice 25. Carlacchini, Angelo(B), Pitt 26. Burns, Ed(B), Boston College 27. Stough, Glen(T), Duke 28. Marsh, Jim(T), Oklahoma A & M 29. Grant, Ralph(B), Bucknell 30. Kondrila, John(T), St. Vincent.

1944

1. Podesto, Johnny(B), St. Mary's (Cal.) 2. Odell, Bob(B), Penn 3. Gantt, Bob(E), Duke 4. McCaffray, Art(T), Santa Clara & College of Pacific 5. Owen, George(G), Wake Forest 6. Savage, Dan(B), Brown 7. Freitas, Jess(B), Santa Clara 8. Titus, George(C), Holy Cross 9. Stofko, Ed(B), St. Francis 10. Jansante, Val(E), Duquesne 11. Buda, Carl(G), Tulsa 12. Gray, Sam(E), Tulsa 13. Longacre, Bob(B), William & Mary 14. Zetty, Les(E), Muhlenberg 15. Myers, Jim(G), Tennessee 16. Gottlieb, Joe(B), Duquesne 17. Davis, Hugh(B), Michigan St. 18. Sullivan, Bill(E), Villanova 19. Woodside, Jimmy(C), Temple 20. Miller, Bill(B), Penn 21. Lawson, Bob(E), Holy Cross 22. Caver, Hank(B), Presbyterian 23. Carter, Paul(T), Michigan St. 24. Holben, Dick(T), Muhlenberg 25. Tippee, Howard(B), Iowa St. 26. Malmberg, Charley(T), Rice 27. Ashbaugh, Russ(B), Notre Dame 28. Petroski, Pat(G), Miami (Fla.) 29. Tosti, Joe(E), Scranton 30. Seelinger, Len(B), Wisconsin.

1943

1. Daley, Bill(B), Minnesota 2. Russell, Jack(E), Baylor 3. Connolly, Harry(B), Boston College 4. Sossamon, Lou(C), So. Carolina 5. Ratto, Al(C), St. Mary's (Cal.) 6. Curry, Ray(E), St. Mary's (Cal.) 7. Murphy, Ed(E), Holy Cross 8. Dwelle, Dick(B), Rice 9. Wukits, Al(C), Duquesne 10. Repko, Joe(T), Boston College 11. Boltrek, Pete(T), No. Carolina St. 12. Shiekman, Mort(G), Penn 13. Crain, Milt(B), Baylor 14. Kielbasa, Max(B), Duquesne 15. Skorich, Nick(G), Cincinnati 16. Field, Jackie(B), Texas 17. Bucek, Felix(G), Texas A & M 18. Welsh, Johnny(B), Penn 19. Compagno, Tony(B), St. Mary's (Cal.) 20. Zapalac, Willie(B), Texas A & M 21. Bain, George(T), Oregon St. 22. Wynne, Clay(T), Arkansas 23. Cibulas, Joe(T), Duquesne 24. Yambrick, Bill(C), Western Michigan 25. Freeman, Jack(G), Texas 26. Goode, Joe(B), Duquesne 27. Durishan Jack(T), Pitt 28. Lobpries, Fritz(G), Texas 29. Jones, Art(B), Haverford 30. Ruman, Bob(B), Arizona.

1942

1. Dudley, Bill(B), Virginia 2. Martin, Vern(B), Texas 3. Casanega, Ken(B), Santa Clara 4. Kutner, Mal(E), Texas 5. Sandig, Curt(B), St. Mary's (Tex.) 6. Greene, Charley(T), Tulsa 7. Butler, Johnny(B), Tennessee 8. Spendlove, Floyd(T), Utah 9. Chase, Rayburn(B), Missouri 10. Steele, Ernie(B), Washington 11. Wood, Thornley(B), Columbia 12. Roach, Bill(E), TCU 13. Holt, Wayne(G), Tulsa 14. Mosher, Clure(C), Louisville 15. Law, Hubbard(B), Sam Houston 16. Tomic, Andy(B), Temple 17. Chamberlain, Garth(T), Brigham Young 18. Rokisky, John(E), Duquesne 19. Jenkins, Ray(B), Colorado 20. Kapriva, Frank(G), Wake Forest.

1941

1. Gladchuk, Chet(C), Boston College 2. Knolla, Johnny(B), Creighton 3. Ringgold, Jim(B), Wake Forest 4. Sears, Vic(T), Oregon St. 5. Suffridge, Bob(G) Tennessee 6. Robert, Jim(C), Marshall 7. Elrod, Ervin(E), Mississippi St. 8. Fritz, Ralph(G), Michigan 9. Uremovich, Emil(T), Indiana 10. Severin, Paul(E), No. Carolina 11. Cotton, Russ(B), Texas Mines 12. Goree, J. W.(G), LSU 13. Eibner, John(T), Kentucky 14. McAfee, Wes(B), Duke 15. Fox, Terry(B), Miami (Fla.) 16. Cornwall, Bill(T), Furman 17. Kerr, George(G), Boston College 18. Bjorcklund, Bob(E), Minnesota 19. Castiglia, Jim(B), Georgetown 20. Landsberg, Mort(B), Cornell.

1940

1. Eakin, Kay(B), Arkansas 2. Wenzel, Ralph(E), Tulane 3. Kiick, George(B), Bucknell 4. Ivy, Frank(E), Oklahoma 5. Goff, Clark(T), Florida 6. Bykowski, Frank(G) Purdue 7. Cignetti, Pete(B), Boston College 8. Nery, Carl(G), Duquesne 9. Boisseau, Dick(T), Washington & Lee 10. Shu, Paul(B), VMI 11. Cox, Cary(C), Alabama 12. Pirro, Rocco(B), Catholic 13. Noppenberg, John(B), Miami(Fla.) 14. Stublar, Nick(T), Santa Clara 15. McCarthy, Ray(B), Santa Clara 16. Gajecki, Leon(C), Penn St. 17. Sullivan, Mike(E), No. Carolina St. 18. Daly, Seaton(T), Gonzaga 19. Harvey, Thad(T), Notre Dame 20. Katzenstein, Marvin(T), Colorado Mines.

1939

1. Choice to Chicago Bears 2. Choice to Brooklyn 3. Patterson, Bill(B), Baylor 4. McCullough, Hugh(B), Oklahoma 5. Wheeler, Ernie(B), No. Dakota St. 6. Boyd, Sam(E), Baylor 7. Palumbo, Eddie(B), Detroit 8. Nelson, Ole(E), Michigan St. 9. Petro, Steve(G), Pitt 10. Lee, Jack(B), Carnegie Tech 11. Tomasetti, Lou(B), Bucknell 12. Cochran, Denny(B), St. Louis 13. Hoffman, Fabian(E), Pitt 14. Clary, Ed(B), So. Carolina 15. Tosi, John(C), Niagara 16. Lezouski, Al(G), Pitt 17. Longhi, Ed(C), Notre Dame 18. Shrik, Dave(E), Kansas 19. Peters, Frank(E), Washington 20. Sheldrake, Tom(E), Washington.

1938

1. White, Byron(B), Colorado 1-a. Filchok, Frankie(B), Indiana 2. Choice to New York 2-a. Choice to Detroit 3. Midler, Lou(T), Minnesota 4. Platukis, George(E), Duquesne 5. King, Ray(E), Minnesota 6. Burnette, Tom(B), No. Carolina 7. McDonough, Paul(E), Utah 8. McCarty, Pat(C), Notre Dame 9. Choice to Cleveland 10. Choice to Chicago Cards.

1937

1. Basrak, Mike(C), Duquesne 2. Finley, Bob(B), SMU 3. Breeden, Bill(E), Oklahoma 4. Hewes, Bo(B), Oklahoma 5. Frye, Jack(B), Missouri 6. Roach, Walt(E), TCU 7. Haines, Byron(E), Washington 8. Kordick, Marty(G), St. Mary's(Cal.) 9. Patanelli, Matt(E), Michigan 10. Nevers, Stan(T), Kentucky.

1936

1. Shakespeare, Bill(B), Notre Dame 2. Barnum, Len(B), West Virginia Wesleyan 3. Grayson, Bobby(B), Stanford 4. Spain, Truman(T), SMU 5. Sandefur, Wayne(B), Purdue 6. Orr, Maurice(T), SMU 7. Peters, Marty(E), SMU 8. Karpowich, Ed(T), Catholic 9. Meglen, Joe(B), Georgetown.

STEELER YEARLY INTERCEPTION LEADERS

YEAR	PLAYER	NUMBER	YARD	LG	TD
1946	BILL DUDLEY	10*	242*	80t	1
1947	TONY COMPAGNO	4	168	64t	2
	WALT SLATER	4	38	38	0
1948	TONY COMPAGNO	7*	179*	82t*	1
1949	HOWARD HARTLEY	6	63	41	0
1950	HOWARD HARTLEY	5	84	38	0
1951	HOWARD HARTLEY	10	69	23	0
1952	JACK BUTLER	7	168	41	0
1953	JACK BUTLER	9	147	28	1
1954	PAUL CAMERON	7	118	32	0
1955	RICHIE McCABE	3	29	25	0
1956	JACK BUTLER	6	113	34	0
1957	JACK BUTLER	10*	85	20	0
1958	JACK BUTLER	9	81	19	0
1959	DEANDERBY	7*	127	24	0
1960	DICK MOEGLE	6	49	31	0
1961	JOHN SAMPLE	8	141	42	0
1962	CLENDON THOMAS	7	48	15	0
1963	CLENDON THOMAS	8	122	32	0
1964	BRADY KEYS	2	11	11	0
	DICK HALEY	2	11	8	0
	WILLIE DANIEL	2	4	4	0
1965	JIM BRADSHAW	5	117	82t	1
1966	MARV WOODSON	4	91	56t	1
	JIM BRADSHAW	4	82	28	1
	BRADY KEYS	4	0	0	0
1967	MARV WOODSON	7	49	24	0
1968	PAUL MARTHA	3	43	23	0
	RAY MAY	3	31	25t	1
	MARV WOODSON	3	23	12	0
1969	BOB HOHN	5	64	24	0
	PAUL MARTHA	5	37	15	0
1970	LEE CALLAND	7	38	21	0
1971	JOHN ROWSER	4	94	70t	1
1972	JACK HAM	7	83	32t	1
1973	MIKE WAGNER	8*	134	38	0
1974	GLEN EDWARDS	5	153	59	1
	J. T. THOMAS	5	22	14	0
	JACK HAM	5	13	10	0
1975	MEL BLOUNT	11*	121	47	0

*Led League

SEASON BY SEASON STEELER LEADERS

RUSHING

YEAR	PLAYER	ATT.	YARDAGE	AVG.
1934	WARREN HELLER	132	528	4.0
1935	ART STRUTT	92	323	3.5
1936	WARREN HELLER	106	322	3.0
1937	JOHN KARCIS	128	511	4.0
1938	BYRON WHITE	152	567	3.7
1939	BOYD BRUMBAUGH	111	343	3.1
1940	LOU TOMASETTI	68	246	3.6
1941	DICK RIFFLE	109	388	3.6
1942	BILL DUDLEY	162	696	4.2
1943	JACK HINKLE	116	571	4.9
1944	JOHN GRIGAS	185	610	3.2
1945	BUIST WARREN	96	285	3.0
1946	BILL DUDLEY	146	604	4.1
1947	JOHNNY CLEMENT	129	670	5.2
1948	BOB CIFERS	112	361	3.2
1949	JERRY NUZUM	139	611	4.4
1950	JOE GERI	188	705	3.8
1951	FRANK ROGEL	109	385	3.5
1952	RAY MATHEWS	66	315	4.7
1953	FRANK ROGEL	137	527	3.8
1954	FRANK ROGEL	111	415	3.8
1955	FRANK ROGEL	168	588	3.5
1956	FRANK ROGEL	131	476	3.6
1957	BILLY WELLS	154	532	3.5
1958	TOM TRACY	169	714	4.2
1959	TOM TRACY	199	794	4.0
1960	TOM TRACY	192	680	3.4
1961	JOHN HENRY JOHNSON	213	787	3.9
1962	JOHN HENRY JOHNSON	251	1141	4.5
1963	JOHN HENRY JOHNSON	186	775	4.2
1964	JOHN HENRY JOHNSON	235	1048	4.7
1965	DICK HOAK	131	426	3.2
1966	BILL ASBURY	169	544	3.3
1967	DON SHY	99	341	3.4
1968	DICK HOAK	175	858	4.9
1969	DICK HOAK	151	531	3.5
1970	JOHN FUQUA	138	691	5.0
1971	JOHN FUQUA	155	625	4.0
1972	FRANCO HARRIS	188	1055	5.6*
1973	FRANCO HARRIS	188	698	3.7
1974	FRANCO HARRIS	208	1006	4.8
1975	FRANCO HARRIS	262*	1246*	4.8

PASSING

YEAR	PLAYER	ATT.	COMP.	YARDS
1934	WARREN HELLER	112	31	511
1935	WARREN HELLER	41	9	88
1936	ED MATESIC	138	64	850
1937	ED FISKE	43	17	318
1938	FRANK FILCHOK	101	41	469
1939	HUGH McCULLOUGH	100	32	443
1940	BILL PATTERSON	117	34	529
1941	BOYD BRUMBAUGH	41	13	260
1942	BILL DUDLEY	94	35	438
1943	ROY ZIMMERMAN	124	43	846
1944	JOHNNY GRIGAS	131	50	690
1945	BUIST WARREN	92	36	368
1946	BILL DUDLEY	90	32	452
1947	JOHNNY CLEMENT	123	52	1004
1948	RAY EVANS	137	64	924
1949	JOE GERI	77	31	554
1950	JOE GERI	113	41	866
1951	CHUCK ORTMANN	139	56	671
1952	JIM FINKS	336	158	2307
1953	JIM FINKS	292	131	1484
1954	JIM FINKS	306	164	2003
1955	JIM FINKS	344	165	2270
1956	TED MARCHIBRODA	275	124	1585
1957	EARL MORRALL	289	139	1900
1958	BOBBY LAYNE	268	133	2339
1959	BOBBY LAYNE	297	142	1986
1960	BOBBY LAYNE	209	103	1814
1961	RUDY BUKICH	156	89	1253
1962	BOBBY LAYNE	233	116	1686
1963	ED BROWN	362	168	2982*
1964	ED BROWN	272	121	1990
1965	BILL NELSEN	270	121	1917
1966	RON SMITH	181	79	1249
1967	KENT NIX	268	136	1587
1968	DICK SHINER	304	148	1856
1969	DICK SHINER	209	97	1422
1970	TERRY BRADSHAW	218	83	1410
1971	TERRY BRADSHAW	373*	203*	2259
1972	TERRY BRADSHAW	308	147	1887
1973	TERRY BRADSHAW	180	89	1183
1974	JOE GILLIAM	212	96	1274
	TERRY BRADSHAW	148	67	785
1975	TERRY BRADSHAW	286	165	2055

PASS RECEIVING

YEAR	PLAYER	NUMBER	YARDAGE	LG	TD
1934	BEN SMITH	12	190	—	0
1935	JIM LEVEY	11	112	—	2
1936	WILBUR SORTET	14	197	—	1
1937	JOHNY BLOOD	10	168	—	4
1938	BILL DAVIDSON	12	229	—	0
1939	SAM BOYD	21	423	—	2
1940	GEORGE PLATUKIS	15	290	—	2
1941	DON LOONEY	10	186	66	1
1942	WALT KICHEFSKI	15	189	26	0
1943	TONY BOVA	17	419	51	5
1944	ED RUCINSKI	22	284	40	1
1945	TONY BOVA	15	220	52	0
1946	VAL JANSANTE	10	136	34	1
	CHARLEY MEHELICH	10	116	35	0
1947	VAL JANSANTE	35	599	46	5
1948	VAL JANSANTE	39	623	48	3
1949	VAL JANSANTE	29	445	47	4
	ELBIE NICKEL	26	633	52	3
1950	VAL JANSANTE	26	353	40	0
1951	HANK MINARIK	35	459	37	1
1952	ELBIE NICKEL	55	884	54	9
1953	ELBIE NICKEL	62	743	40	4
1954	RAY MATHEWS	44	652	78	6
1955	RAY MATHEWS	42	762	61	6
1956	RAY MATHEWS	31	540	64	5
1957	JACK McCLAIREN	46	630	48	2
1958	JIMMY ORR	33	910	78	7
1959	JIMMY ORR	35	604	43	5
1960	BUDDY DIAL	40	972	70	9
1961	BUDDY DIAL	53	1047	88*	12*
1962	BUDDY DIAL	50	981	62	6
1963	BUDDY DIAL	60	1295*	83	9
1964	GARY BALLMAN	47	935	47	7
1965	GARY BALLMAN	40	859	88	5
1966	JOHN HILTON	46	603	32	4
1967	J. R. WILBURN	51	767	66	5
1968	ROY JEFFERSON	58	1074	62	11
1969	ROY JEFFERSON	67*	1079	63	9
1970	RON SHANKLIN	30	691	81	4
	DAVE SMITH	30	458	87	2
1971	RON SHANKLIN	49	652	42	6
	JOHN FUQUA	49	669	57	3
1972	RON SHANKLIN	38	669	57	3
1973	RON SHANKLIN	30	711	67	10
1974	FRANK LEWIS	30	365	31	4
1975	LYNN SWANN	49	781	43	11

SCORING

YEAR	PLAYER	TD	PAT	FG	TP
1935	ARMAND NICCOLAI	0	10	6	28
1936	ARMAND NICCOLAI	0	7	7	28
1937	JOHNNY BLOOD	5	0	0	30
1938	BYRON WHITE	4	0	0	0
	BILL SORTET	4	0	0	0
1939	ARMAND NICCOLAI	0	15	3	24
1940	ARMAND NICCOLAI	0	6	6	24
1941	ART JONES	5	0	0	30
1942	BILL DUDLEY	6	0	0	36
1943	E. STEELE	6	0	0	36
	BOB THURBON	6	0	0	36
1944	BOB THURBON	5	0	0	30
1945	BILL DUDLEY	3	2	0	20
1946	BILL DUDLEY	5	12	2	48
1947	STEVE LACH	9	0	0	54
1948	JOE GLAMP	3	26	4	56
1949	JOE GERI	5	12	1	45
1950	JOE GERI	3	22	8	64
1951	JOE GERI	4	22	7	67
1952	ELBIE NICKEL	9	0	0	54
1953	NICK BOLKOVAC	1	27	4	45
1954	RAY MATHEWS	8	0	0	48
1955	RAY MATHEWS	7	0	0	42
1956	ELBIE NICKEL	5	0	0	30
	LYNN CHANDNOIS	5	0	0	30
1957	EARL GIRARD	4	2	1	29
1958	TOM MINER	0	31	14	73
1959	BOBBY LAYNE	2	32	11	77
1960	TOM TRACY	9	0	3	63
1961	BUDDY DIAL	12*	0	0	72
1962	LOU MICHAELS	0	32	26	110
1963	LOU MICHAELS	0	32	21	95
1964	MIKE CLARK	0	28	13	67
1965	MIKE CLARK	0	19	11	52
1966	MIKE CLARK	0	34	21	97
1967	MIKE CLARK	0	35	12	71
1968	ROY JEFFERSON	12*	0	0	72
1969	GENE MINGO	0	26	12	62
1970	JOHN FUQUA	9	0	0	54
1971	ROY GERELA	0	27	17	78
1972	ROY GERELA	0	35	28	119
1973	ROY GERELA	0	36	29*	123*
1974	ROY GERELA	0	33	20	93
1975	ROY GERELA	0	44*	17	95

*Team Record

STEELERS ALL TIME LEADERS

RUSHING

Player	Yrs.	Atts.	Yds.	Avg.	LG	TDs
John H. Johnson	1960-65	1025	4383	4.3	87	26
Franco Harris	1972-75	846	4005	4.7	75	18
Dick Hoak	1961-70	1132	3965	3.5	77	25
Fran Rogel	1950-57	900	3271	3.6	51	17
John Fuqua	1970-75	684	2879	4.2	85	14
Tom Tracy	1958-63	727	2712	3.7	64	15
Preston Pearson	1970-74	573	2243	3.9	47	8
Lynn Chandnois	1950-56	593	1934	3.2	34	12
Bill Dudley	1942, 1945-46	343	1505	4.4	42	14
Joe Geri	1949-51	411	1500	3.6	45	10

PASSING

(Based on total yardage)

Player-Years	Atts.	Comps.	Yds.	Pct.	LG	TD	Ints.	Rtg.
T. Bradshaw (1970-75)	1513	754	9579	49.8	81	66	90	60.1
B. Layne (1958-62)	1156	569	8983	49.2	78	67	67	70.7
J. Finks (1949-55)	1382	661	8854	47.8	78	55	88	48.5
E. Brown (1962-65)	736	339	5821	44.7	87	30	50	57.7
B. Nelsen (1964-67)	589	274	4440	46.5	87	28	30	67.0
K. Nix (1967-69)	451	217	2597	48.1	66	14	33	46.1
T. Hanratty (1969-75)	417	159	2428	38.1	72	24	34	42.6
D. Shiner (1968-69)	513	245	2278	47.8	63	25	27	54.7
E. Morrall (1957-58)	335	145	2175	43.3	66	12	19	53.9
T. Marchibroda (1953, 1955-56)	340	157	1931	46.2	75	15	24	49.3
R. Bukich (1960-61)	207	114	1611	57.1	88	13	19	81.4

PASS RECEIVING

Player	Yrs.	No.	Yds.	Avg.	LG	TDs
Elbie Nickel	1947-57	329	5133	15.6	77	37
Ray Mathews	1951-59	230	3919	16.1	77	34
Buddy Dial	1959-63	229	4723	20.6	88	42
Roy Jefferson	1965-69	199	3671	18.4	84	29
Ron Shanklin	1970-74	166	3047	18.4	81	24
Lynn Chandnois	1950-56	163	2062	12.6	55	8
Gary Ballman	1962-66	154	2949	19.2	88	22
Fran Rogel	1950-57	150	1087	7.2	64	2
Dick Hoak	1961-70	146	1552	10.6	48	10
Val Jansante	1946-51	144	2214	15.4	66	13

SCORING

Player	Yrs.	Tot TD	TD-R	TD-P	PAT	FG	TP
Roy Gerela	1971-75	0	0	0	175	111	508
Mike Clark	1964-67	0	0	0	116	57	287
Lou Michaels	1961-63	0	0	0	91	62	277
Ray Mathews	1951-59	43	13	30	1	0	261*
Buddy Dial	1959-63	42	0	42	0	0	252
Elbie Nickel	1947-57	36	0	36	0	0	216
Dick Hoak	1961-70	32	24	8	0	0	192
Tom Tracy	1958-63	29	18	11	4	3	191
Roy Jefferson	1965-69	30	1	29	0	0	180
Armand Niccolai	1934-42	0	0	0	59	40	179

*Includes one safety

INDIVIDUAL STEELER RECORDS

SCORING

Most Total Points

Career	508	Roy Gerela (1971-75) 175 XPs, 109 FGs
	287	Mike Clark (1964-67), 116 XPs, 57 FGs.
	277	Lou Michaels (1961-63), 91 XPs, 62 FGs.
Season	123	Roy Gerela (1973), 36 XPs, 29 FGs.
	119	Roy Gerela (1972), 35 XPs, 28 FGs.
	110	Lou Michaels (1962), 32 XPs, 26 FGs.
Game	24	Roy Jefferson (11-3-68 vs. Atlanta), 4 TDs.
	24	Ray Mathews (10-17-54 vs. Cleveland), 4 TDs.

Most Touchdowns

Career	43	Ray Mathews (1951-59)
	42	Buddy Dial (1959-63)
	32	John Henry Johnson (1960-65)
Season	12	Roy Jefferson (1968)
	12	Buddy Dial (1961)
	11	Franco Harris (1975 and 1972)
	11	Lynn Swann (1975)
Game	4	Roy Jefferson (11-3-68 vs. Atlanta)
	4	Ray Mathews (10-17-54 vs. Cleveland)
	3	Franco Harris (10-29-72 vs. Buffalo)
	3	Earl Gros (12-21-69 vs. New Orleans)
	3	Franco Harris (10-29-72 vs. Buffalo)
	3	Steve Davis (9-22-74 vs. Denver)

Most Field Goals

Career	111	Roy Gerela (1971-75)
	62	Lou Michaels (1961-63)
	57	Mike Clark (1964-67)
Season	29	Roy Gerela (1973)
	28	Roy Gerela (1972)
	26	Lou Michaels (1961)
Game	4	Roy Gerela (11-17-74 vs. Clev.,) 9-23-73 vs. Clev., 10-21-73 vs. NYJ, 12-9-73 vs. Hou., 10-22-72 vs. NE and 1-7-71 vs. Clev.)
	4	Lou Michaels (12-9-62 vs. St. L. and 12-2-62 vs. Phila.)

Longest Field Goal

51 yards Lou Michaels (9-15-63 vs. Philadelphia)
49 yards Roy Gerela (12-9-73 vs. Hou. and 11-12-72 vs. KC)

Most Field Goal Attempts

Career	161	Roy Gerela (1971-75)
	106	Lou Michaels (1961-63)
	98	Mike Clark (1964-67)
Season	43	Roy Gerela (1973)
	41	Roy Gerela (1972)
	41	Lou Michaels (1963)
Game	8	Lou Michaels (12-2-62 vs. St. Louis)

Most Extra Points

Career	175	Roy Gerela (1971-75)
	116	Mike Clark (1964-67)
	91	Lou Michaels (1961-63)
Season	44	Roy Gerela (1975)
	36	Roy Gerela (1973)
	35	Roy Gerela (1972)
	35	Mike Clark (1967)
	35	Gary Kerkorian (1952)
Game	8	Gary Kerkorian (11-30-52 vs. New York Giants)

Most Extra Point Attempts

Career	181	Roy Gerela (1971-75)
Season	46	Roy Gerela (1975)
Game	8	Gary Kerkorian (11-30-52 vs. New York Giants)

RUSHING

Most Yards Rushing

Career	4,383	John Henry Johnson (1960-65)
	4,005	Franco Harris (1972-75)
	3,965	Dick Hoak (1961-70)
	3,271	Fran Rogel (1950-67)
Season	1,246	Franco Harris (1975)
	1,141	John Henry Johnson (1962)
	1,055	Franco Harris (1972)
	1,048	John Henry Johnson (1964)
Game	218	John Fuqua (12-20-70 vs. Philadelphia)
	200	John Henry Johnson (10-10-64 vs. Cleveland)
	182	John Henry Johnson (12-11-60 vs. Philadelphia)

Most Rushing Attempts

Career	1,132	Dick Hoak (1961-70)
	1,025	John Henry Johnson (1960-65)
	900	Fran Rogel (1950-57)
	846	Franco Harris (1972-75)
Season	261	Franco Harris (1975)
	251	John Henry Johnson (1962)
	235	John Henry Johnson (1964)
	216	Dick Hoak (1963)

Game	35	Rocky Bleier (10-26-75 vs. GB)
	30	John Fuqua (11-7-71 vs. Cleveland)
	30	John Henry Johnson (10-10-64 vs. Cleveland)
	29	Franco Harris (12-8-74 vs. NE)
	29	Joe Geri (11-15-50 vs. New York Giants)

Most Touchdowns Rushing

Career	28	Franco Harris (1972-75)
	26	John Henry Johnson (1960-65)
	24	Dick Hoak (1961-70)
	21	Terry Bradshaw (1970-75)
	19	Frenchy Fuqua (1970-74)
Season	10	Franco Harris (1975 and 1972)
	8	Jerry Shipkey (1948)
	8	Steve Lach (1947)
Game	3	Earl Gros (12-21-69 vs. New Orleans)

Best Rushing Average (at least 1500 yards)

Career	4.7	Franco Harris (1972-74)
	4.4	Bill Dudley (1942, 1945-46)
	4.2	John Fuqua (1970-72)
Season	5.6	Franco Harris (1972)
	5.0	John Fuqua (1970)
	4.9	Dick Hoak (1968)

Longest Rushing Plays

97	Bobby Gage (12-4-49 vs. Chicago Bears)
87	John Henry Johnson (10-2-60 vs. Cleveland)
85	John Fuqua (12-20-70 vs. Philadelphia)
77	Dick Hoak (10-20-68 vs. New Orleans)
75	Franco Harris (11-19-72 vs. Cleveland)

PASSING

Most Yards Passing

Career	9,579	Terry Bradshaw (1970-75)
	8,983	Bobby Layne (1958-62)
	8,854	Jim Finks (1949-55)
Season	2,982	Ed Brown (1963)
	2,339	Bobby Layne (1958)
	2,307	Jim Finks (1952)
Game	409	Bobby Layne (12-13-58 vs. Chicago Cardinals)
	348	Joe Gilliam (9-22-74 vs. Denver)
	337	Jim Finks (11-5-55 vs. Chicago Cardinals)
	334	Bill Nelsen (12-18-66 vs. Atlanta)

Most Passing Attempts

Career	1,513	Terry Bradshaw (1970-75)
	1,382	Jim Finks (1949-55)
	1,156	Bobby Layne (1958-62)
Season	373	Terry Bradshaw (1971)
	362	Ed Brown (1963)
	344	Jim Finks (1955)
Game	50	Joe Gilliam (9-22-74 vs. Denver)
	49	Bobby Layne (12-13-58 vs. Chicago Cardinals)
	49	Jim Finks (11-5-55 vs. Chicago Cardinals)
	46	Kent Nix (10-22-67 vs. Dallas Cowboys)

Most Passes Completed

Career	754	Terry Bradshaw (1970-75)
	661	Jim Finks (1949-55)
	569	Bobby Layne (1958-62)
Season	203	Terry Bradshaw (1971)
	168	Ed Brown (1963)
	165	Jim Finks (1955)
	165	Terry Bradshaw (1975)
Game	31	Joe Gilliam (9-22-74 vs. Denver)
	28	Kent Nix (10-22-67 vs. Dallas)
	27	Jim Finks (9-26-54 vs. Green Bay)
	25	Terry Bradshaw (11-14-71 vs. Miami and 10-1-72 vs. St. Louis)

Most Touchdown Passes

Career	67	Bobby Layne (1958-62)
	66	Terry Bradshaw (1970-75)
	55	Jim Finks (1949-55)
Season	21	Ed Brown (1963)
	20	Bobby Layne (1959)
	20	Jim Finks (1952)
Game	4	Dick Shiner (11-24-68 vs. San Francisco)
	4	Ed Brown (10-27-63 vs. Dallas)
	4	Jim Finks (10-17-54 vs. Cleveland)
	4	Jim Finks (11-30-52 vs. New York Giants)
	4	Jim Finks (11-16-52 vs. Cleveland)

Most Passes Had Intercepted

Career	90	Terry Bradshaw (1970-75)
	88	Jim Finks (1949-55)
	81	Bobby Layne (1958-62)
Season	26	Jim Finks (1955)
	24	Terry Bradshaw (1970)
	22	Terry Bradshaw (1971)
Game	7	Tommy Wade (12-12-65 vs. Philadelphia)
	5	John Gildea (12-1-35 vs. Boston)

Highest Passing Percentage

Career	55.1	Rudy Bukich (1960-61)
	49.8	Terry Bradshaw (1970-75)
	49.2	Bobby Layne (1958-62)
Season	57.7	Terry Bradshaw (1975)
	57.1	Rudy Bukich (1961)
	54.4	Terry Bradshaw (1971)
	53.6	Jim Finks (1954)

Longest Passing Plays

88	Rudy Bukich to Buddy Dial (10-22-61 vs. Cleveland)
87	Terry Bradshaw to Dave Smith (12-6-70 vs. Green Bay)
87	Bill Nelsen to Gary Ballman (11-28-65 vs. Cleveland)

Most Consecutive Passes Completed

13	Bill Nelsen (12-18-66 vs. Atlanta, 11, and 9-17-67 vs. Chicago, 2.)
10	Terry Bradshaw (11-14-71 vs. Miami)

PASS RECEIVING

Most Receptions

Career	329	Elbie Nickel (1947-57)
	230	Ray Mathews (1951-59)
	229	Buddy Dial (1959-63)
Season	67	Roy Jefferson (1969)
	62	Elbie Nickel (1953)
	60	Buddy Dial (1963)
Game	12	J. R. Wilburn (10-22-67 vs. Dallas)
	11	Roy Jefferson (11-3-68 vs. Atlanta)
	10	Dick Compton (10-7-67 vs. Cleveland)
	10	Elbie Nickel (12-14-52 vs. Los Angeles)
	10	Val Jansante (11-30-49 vs. Philadelphia)

Most Yards Receiving

Career	5,133	Elbie Nickel (1947-57)
	4,723	Buddy Dial (1959-63)
	3,919	Ray Mathews (1951-59)
Season	1,295	Buddy Dial (1963)
	1,079	Roy Jefferson (1969)
	1,074	Roy Jefferson (1968)
Game	235	Buddy Dial (10-22-61 vs. Cleveland)
	205	Jimmy Orr (12-13-58 vs. Chicago Cardinals)
	199	Roy Jefferson (11-3-68 vs. Atlanta)

Most Touchdowns Receiving

Career	42	Buddy Dial (1959-63)
	39	Elbie Nickel (1947-57)
	34	Ray Mathews (1951-59)
Season	12	Buddy Dial (1961)
	11	Roy Jefferson (1968)
	11	Lynn Swann (1975)
	10	Ron Shanklin (1973)
Game	4	Roy Jefferson (11-3-68 vs. Atlanta)
	3	Ray Mathews (10-17-54 vs. Cleveland)

Most Consecutive Games Caught Pass

40	Ron Shanklin (Began 9-20-70 vs. Houston and ended 12-10-72 vs. Houston)
----	---

PUNTING

Most Punts

Career	573	Bobby Walden (1968-75)
	223	Pat Brady (1952-54)
	171	Joe Geri (1949-51)
Season	80	Pat Brady (1953)
	79	Bobby Walden (1971)
	78	Bobby Walden (1974)
	78	Frank Lambert (1966)
	78	Frank Lambert (1965)
Game	10	Bobby Walden (12-7-69 vs. Dallas)

Best Average Punting

Career	45.7	Bobby Joe Green (1960-61)
	44.5	Pat Brady (1952-54)
	41.9	Bobby Walden (1968-75)
Season	47.0	Bobby Joe Green (1961)
	46.9	Pat Brady (1953)
	45.2	Bobby Walden (1970)

Longest Punts

82	Joe Geri (1949)
75	Bobby Joe Greene (1960)
74	Bob Cifers (1947)

PUNT RETURNS

Most Punt Returns

Career	98	Glen Edwards (1971-75)
	66	Lynn Chandnois (1950-56)
	61	Ray Mathews (1951-59)
	58	Roy Jefferson (1965-69)
	58	Bill Dudley (1942, 46-47)
Season	41	Lynn Swann (1974)
	37	Huble Bryant (1970)
	34	Glen Edwards (1973)
	31	Jon Staggers (1971)

Most Yards Punt Returns

Career	933	Glen Edwards (1971-75)
	838	Bill Dudley (1942, 45-46)
	779	Ray Mathews (1951-59)
	641	Lynn Swann (1974-75)
Season	577	Lynn Swann (1974)
	435	Walt Slater (1947)
	397	Ray Mathews (1952)
	385	Bill Dudley (1946)
	336	Glen Edwards (1973)

Most Touchdowns Punt Returns

Career	3	Ray Mathews (1951-59)
Season	2	Ray Mathews (1952)
Game	1	Held by many

Best Average Punt Returns

Career	14.9	Bobby Gage (1949-50)
	14.4	Bill Dudley (1942, 45-46)
	12.8	Ray Mathews (1951-59)
Season	16.0	Bobby Gage (1949)
	15.5	Walt Slater (1947)
	15.4	Ray Mathews (1951)
	14.1	Lynn Swann (1974)

Longest Punt Returns

90	Brady Keys (1964)
82	Brady Keys (1963)
80	Roy Jefferson (11-10-68 vs. St. Louis)

KICKOFF RETURNS**Most Kickoff Returns**

Career	92	Lynn Chandnois (1950-56)
	64	Gary Ballman (1963-66)
	52	Preston Pearson (1970-74)
Season	28	Brady Keys (1962)
	27	Sid Watson (1955)
	25	Jim Butler (1965)
Game	6	Brady Keys (10-28-62 vs. Cleveland)
	6	John Sample (11-19-61 vs. New York Giants)

Most Yards Kickoff Returns

Career	2,720	Lynn Chandnois (1950-56)
	1,711	Gary Ballman (1963-66)
	1,191	Jim Butler (1965-67)
	1,177	Preston Pearson (1970-74)
Season	716	Sid Watson (1955)
	667	Brady Keys (1962)
	610	Lynn Chandnois (1953)

Most Touchdowns Kickoff Returns

Career	3	Lynn Chandnois (1950-56)
Season	2	Lynn Chandnois (1952)
Game	1	Held by many

Best Average Kickoff Returns

Career	29.6	Lynn Chandnois (1950-56)
	26.7	Gary Ballman (1963-66)
	25.8	Mel Blount (1970-75)
	23.8	Brady Keys (1961-67)
Season	35.2	Lynn Chandnois (1952)
	32.5	Lynn Chandnois (1953)
	29.7	Mel Blount (1970)

Longest Kickoff Returns

101	Don McCall (11-23-69 vs. Minnesota)
96	Billy Wells (10-13-57 vs. Chicago Cardinals)
94	Mike Collier (10-26-75 vs. Green Bay)
93	Jim Butler (10-30-66 vs. Dallas)
93	Gary Ballman (11-17-63 vs. Washington)
93	Lynn Chandnois (10-3-53 vs. New York Giants)
93	Lynn Chandnois (10-12-52 vs. Philadelphia)

INTERCEPTIONS**Most Interceptions**

Career	52	Jack Butler (1951-59)
	25	Howard Hartley (1949-52)
	23	Clendon Thomas (1962-68)
	23	Mel Blount (1970-75)
Season	22	Mike Wagner (1971-75)
	11	Mel Blount (1975)
	10	Jack Butler (1957)
	10	Howard Hartley (1951)
	10	Bill Dudley (1946)
Game	4	Jack Butler (12-13-53 vs. Washington)

Most Yards Interceptions Returned

Career	871	Jack Butler (1951-59)
	441	Glen Edwards (1971-75)
	387	Tony Compagno (1946-48)
	399	Mike Wagner (1971-75)
	372	Mel Blount (1970-75)
Season	242	Bill Dudley (1946)
	186	Glen Edwards (1973)
	179	Tony Compagno (1948)
	168	Jack Butler (1952)
	153	Glen Edwards (1974)

Most Touchdowns on Interceptions

Career	3	Jack Butler (1951-59)
	3	Tony Compagno (1946-48)
Season	2	Jack Butler (1954)
	2	Tony Compagno (1947)
Game	1	Held by many

Longest Interception Returns

99	Martin Kottler (9-27-33 vs. Chicago Cardinals)
86	Glen Edwards (9-30-73 vs. Houston)
82	Tony Compagno (1948)
81	Russ Craft (10-17-54 vs. Cleveland)

Most Consecutive Games Intercepting a Pass

6	Mel Blount (1975)
---	-------------------

STEELER TEAM RECORDS

SCORING

Most Points

Season 373 (1975)
Game 63 (11-30-52 vs. New York Giants)

Most Points Against

Season 404 (1969)
Game 54 (11-23-41 vs. Green Bay)

Fewest Points

Season 51 (1934-12 games)
202 (1965-14 games)

Fewest Points Allowed

Season 162 (1975-14 games)
117 (1946-11 games)

Most Points, Both Teams

Game 90 (12-18-66, Pittsburgh 57 vs. Atlanta 33)
82 (10-17-54, Pittsburgh 55 vs. Cleveland 27)
75 (12-11-66, Pittsburgh 47 vs. New York Giants 28)

Fewest Points, Both Teams

Game 0 (1933, Pittsburgh 0 vs. Cincinnati 0)

Most Touchdowns

Season 46 (1975)
Game 9 (11-30-52 vs. New York Giants)

Most Touchdowns Against

Season 50 (1968 and 1969)
Game 8 (11-23-41 vs. Green Bay)

Most Touchdowns Rushing

Season 22 (1975 and 1972)
Game 4 (10-19-75 vs. Chi., 9-22-74 vs. Den., 10-29-72 vs. Buff., 11-30-52 vs. NY Giants)

Most Touchdowns Rushing Against

Season 20 (1947)
Game 6 (10-24-53 vs. Green Bay)
6 (10-14-34 vs. Boston)

Most Touchdowns Passing

Season 23 (1961)
Game 5 (11-30-52 vs. New York Giants)

Most Touchdown Passing Against

Season 34 (1962)
Game 5 (10-29-50 vs. Cleveland)

Most Points After Touchdown

Season 44 (1975)
Game 9 (11-30-52 vs. New York Giants)

Most Points After Touchdown Against

Season 38 (1966)

Most Field Goals

Season 29 (1973)
Game 4 (8 times, most recently on 11-17-74 vs. Cleveland).

Most Field Goals Against

Season 22 (1971)
Game 7 (9-24-67 vs. St. Louis)

FIRST DOWNS

Most First Downs

Season 288 (1975)
Game 35 (12-13-58 vs. Chicago Cardinals)

Most First Downs By Opponents

Season 260 (1969)
Game 31 (12-5-48 vs. New York Giants)

Most First Downs, Both Teams

Game 54 (12-5-48 New York Giants 31 vs. Pittsburgh 23)

Most First Downs Rushing

Season 149 (1975)
Game 19 (10-24-53 vs. Green Bay and 10-23-49 vs. New York Bulldogs)

Most First Downs Rushing By Opponents

Season 122 (1965)

Most First Downs Passing

Season 145 (1967)
Game 21 (12-13-58 vs. Chicago Cardinals)

Most First Downs Passing By Opponents

Season 157 (1962)
Game 22 (12-5-48 vs. New York Giants)

Most First Downs Penalties

Season 25 (1970 and 1966)

Most First Downs Penalties By Opponents

Season 30 (1974)

NET YARDS

Most Net Yards Gained

Season 4910 (1963)
Game 683 (12-13-58 vs. Chicago Cardinals)

Fewest Net Yards Gained

Season 3354 (1965)

Most Net Yards Gained By Opponents

Season 4827 (1963)
Game 533 (10-29-50 vs. Cleveland)

Fewest Net Yards Gained By Opponents

Season 3074 (1974)
Game 83 (12-9-73 vs. Houston)

RUSHING

Most Yards Gained Rushing

Season 2633 (1975)
Game 356 (10-23-49 vs. New York Bulldogs)

Fewest Yards Gained Rushing

Season 1092 (1966)
Game 15 (11-3-57 vs. Baltimore)

Most Yards Gained Rushing By Opponents

Season 2193 (1954)
Game 426 (11-4-34 vs. Detroit)

Fewest Yards Gained Rushing By Opponents

Season 1125 (1953-12 games)
1377 (1967-14 games)
Game -33 (10-2-43 vs. Brooklyn)
56 (12-17-72 vs. San Diego)

Most Rushing Attempts

Season 581 (1975)
Game 80 (10-3-50 vs. Boston)

Fewest Rushing Attempts

Season 368 (1954-12 games)
375 (1966-14 games)

Most Rushing Attempts By Opponents

Season 499 (1951-12 games)
488 (1973-14 games)

Fewest Rushing Attempts By Opponents

Season 363 (1962)

PASSING

Most Yards Gained Passing

Season 2895 (1958)
Game 409 (12-13-58 vs. Chicago Cardinals)

Fewest Yards Gained Passing

Season 652 (1945-11 games)
1711 (1972-14 games)
Game 0 (11-16-41 vs. Brooklyn and 11-13-49 vs. Los Angeles)

**Most Yards Gained Passing
By Opponents**

Season 3206 (1962)
 Game 401 (10-4-52 vs.
 Cleveland)

**Fewest Yards Gained Passing
By Opponents)**

Season 1466 (1974)
 Game -32 (11-27-55 vs.
 Washington)

Most Passes Attempted

Season 451 (1968)
 Game 52 (12-13-58 vs.
 Chicago Cardinals)

Fewest Passes Attempted

Season 161 (1946 and
 1942-11 games)
 309 (1973-14 games)
 Game 0 (11-16-41 vs. Brooklyn
 and 11-13-49 vs. Los Angeles)

**Most Passes Attempted
By Opponents**

Season 438 (1962)
 Game 53 (12-5-48 vs.
 New York Giants)

**Fewest Passes Attempted
By Opponents**

Season 162 (1946-11 games)
 339 (1974-14 games)
 Game 8 (12-14-74 vs. Cin.
 and 12-1-57 vs. Phil.)

Most Passes Completed

Season 214 (1971 and 1967)
 Game 31 (9-22-74 vs. Denver)

Fewest Passes Completed

Season 42 (1941-11 games)
 140 (1973-14 games)
 Game 0 (11-16-41 vs. Brooklyn
 and 11-13-49 vs.
 Los Angeles)

**Most Passes Completed
By Opponents**

Season 235 (1971)
 Game 36 (12-5-48 vs.
 New York Giants)

**Fewest Passes Completed
By Opponents**

Season 64 (1946-11 games)
 147 (1974-14 games)

**Most Opponents Passes
Intercepted**

Season 37 (1973)

**Most Passes Attempted,
Both Teams**

Game 94 (12-13-58 Pittsburgh
 52 vs. Chicago Cardi-
 nals 42)

INTERCEPTIONS**Most Interceptions**

Season 37 (1973)
 Game 7 (11-30-52 vs. New
 York Giants)

Fewest Interceptions

Season 12 (1965 and
 1964-14 games)

Most Interceptions By Opponents

Season 35 (1965)
 Game 9 (12-12-65 vs. Philadel-
 phia)

Fewest Interceptions By Opponents

Season 12 (1975 and
 1972-14 games)

Most Yards Interceptions Returned

Season 673 (1973)
 Game 147 (10-17-54 vs.
 Cleveland)

Fewest Yards Interceptions Returned

Season 96 (1964-14 games)

**Most Yards Interceptions Returned
By Opponents**

Season 535 (1969)
 Game 172 (12-12-65 vs. Philadel-
 phia)

**Fewest Yards Interceptions
Returned by Opponents**

Season 47 (1975-14 games)

Most Touchdowns By Interceptions

Season 3 (1973 and 1954)
 Game 2 (9-30-73 vs. Houston)

**Most Touchdowns By Interceptions
By Opponents**

Season 6 (1965 and 1964)
 Game 3 (12-12-65 vs. Philadel-
 phia and 9-29-68 vs.
 Baltimore)

**Most Touchdowns by Interceptions,
Both Teams**

Game 4 (12-12-65 Philadelphia
 3 vs. Pittsburgh 1)

PUNTING**Most Punts**

Season 81 (1952)

Most Punts By Opponents

Season 91 (1974)

Fewest Punts

Season 51 (1958)
 Game 1 (12-9-73 vs. Houston)

Fewest Punts By Opponents

Season 54 (1960)

Highest Punting Average

Season 47.0 (1961)

**Highest Punting Average
By Opponents**

Season 46.4 (1959)

PUNT RETURNS**Most Punt Returns**

Season 67 (1974)

Most Punt Returns By Opponents

Season 51 (1970)

Most Yardage By Punt Returns

Season 774 (1974)

**Most Yardage By Punt Returns
By Opponents**

Season 501 (1950)

Most Touchdowns By Punt Returns

Season 3 (1952)

Game 1 (many times)

**Most Touchdowns By Punt Returns
By Opponents**

Season 3 (1959)

Game 2 (11-1-59 vs. St. Louis)

KICKOFF RETURNS**Most Kickoff Returns**

Season 70 (1968)

Most Kickoff Returns By Opponents

Season 64 (1975)

Most Kickoff Return Yardage

Season 1502 (1966)

**Most Kickoff Return Yardage
By Opponents**

Season 1485 (1966)

**Most Touchdowns By
Kickoff Returns**

Season 2 (1952)

Game 1 (many times)

**Most Touchdowns By Kickoff
Returns By Opponents**

Season 2 (1958)

Game 1 (many times)

PENALTIES**Most Penalties**

Season 104 (1974)

Most Penalties By Opponents

Season 94 (1951)

Most Penalty Yards

Season 978 (1974)

Most Penalty Yards By Opponents

Season 844 (1968)

FUMBLES**Most Fumbles**

Season 43 (1948-12 games)
 42 (1965-14 games)
 Game 10 (10-9-43 vs. New York
 Giants)

Most Fumbles By Opponents

Season 41 (1973)

Most Fumbles Lost

Season 23 (1957-13 games)
 22 (1965 and 1961-14
 games)

Most Fumbles Lost By Opponents

Season 22 (1974)

SHUTOUTS**Most Shutouts**

Season 3 (1942 and 1936)
 2 (1974-14 games)

Most Shutouts Against

Season 6 (1934)
 1 (3 times)

STEELERS vs. NFL OPPONENTS

STEELERS vs. ATLANTA FALCONS

	STEELERS FALCONS			STEELERS FALCONS	
1966	57	33	1970	16	27
1968	41	21	1974 h	24	17

Steelers won 3, lost 1

STEELERS vs. BALTIMORE COLTS

	STEELERS	COLTS		STEELERS	COLTS
1950 h	17	7	1971	21	34
1957	19	13	1974 h	30	0
1968 h	7	41	1975 h	28	10

(AFC Playoffs)

Steelers won 4, lost 2

STEELERS vs. BUFFALO BILLS

	STEELERS	BILLS		STEELERS	BILLS
1970 h	23	10	1974 h	32	14
			(AFC Playoffs)		
1972	38	21	1975 h	21	30

Steelers won 3, lost 1

STEELERS vs. CHICAGO BEARS

	STEELERS	BEARS		STEELERS	BEARS
1934 h	0	28	1945 h	7	28
1935 h	7	23	1947	7	49
1936 h	9	27	1949	21	30
1936	6	26	1958 h	24	10
1937 h	0	7	1959	21	27
1939 h	0	32	1963 h	17	17
1941	7	34	1967 h	13	41
1943	21	48	1969	7	38
1944	7	34	1971	15	17
1944 h	7	39	1975 h	34	3

Steelers won 3, lost 16, tied 1

STEELERS vs. CINCINNATI BENGALS

	STEELERS BENGALS			STEELERS BENGALS	
1970 h	21	10	1973	7	19
1970	7	34	1973 h	20	13
1971 h	21	10	1974	10	17
1971	21	13	1974 h	27	3
1972	10	15	1975	30	24
1972 h	40	17	1975 h	35	14

Steelers won 8, lost 4

STEELERS vs. CINCINNATI REDS

	STEELERS	REDS		STEELERS	REDS
1933	17	0	1934 h	13	0
1933	0	0	1934	0	*13

Steelers won 2, lost 1, tied 1

*Franchise transferred to St. Louis during 1934 season

STEELERS vs. CLEVELAND BROWNS

	STEELERS BROWNS			STEELERS BROWNS	
1950 h	17	30	1963	23	35
1950	7	45	1963 h	9	7
1951	0	17	1964	23	7
1951 h	0	28	1964 h	17	30
1952 h	20	21	1965	19	24
1952	28	29	1965 h	21	42
1953 h	16	20	1966	14	41
1953	16	34	1966 h	16	6
1954 h	55	27	1967	10	21
1954	7	42	1967 h	14	34
1955	14	41	1968	24	31
1955 h	7	30	1968 h	24	45
1956 h	10	14	1969	31	42
1956	24	16	1969 h	3	24
1957 h	12	23	1970	7	15
1957	0	24	1970 h	28	9
1958 h	12	45	1971	17	27
1958	10	27	1971 h	26	9
1959 h	17	7	1972	24	26
1959	21	20	1972 h	30	0

1960	20	28	1973 h	33	6
1960 h	14	10	1973	16	21
1961 h	28	30	1974 h	20	16
1961	17	13	1974	26	16
1962 h	14	41	1975	42	6
1962	14	35	1975 h	31	17

Steelers won 17, lost 35

STEELERS vs. DALLAS COWBOYS

STEELERS COWBOYS			STEELERS COWBOYS		
1960	35	28	1965 h	13	22
1961	24	27	1965	17	24
1961 h	7	37	1966	21	52
1962	28	30	1966 h	7	20
1962 h	27	42	1967 h	21	24
1963 h	27	21	1968	7	28
1963	19	24	1969 h	7	10
1964 h	23	17	1972	13	17
1964	14	17	1975	21	17

(Super Bowl X)

Steelers won 8, lost 10

STEELERS vs. DENVER BRONCOS

STEELERS BRONCOS			STEELERS BRONCOS		
1970	13	16	1974	35	35
1971 h	10	22	Overtime		
1973 h	13	23	1975 h	20	9

Steelers won 1, lost 3, tied 1

STEELERS vs. DETROIT LIONS

STEELERS LIONS			STEELERS LIONS		
1934	7	40	1949 h	14	7
1936	3	28	1950	7	10
1937	3	7	1952 h	6	31
1938	7	16	1953	21	38
1940	10	7	1955 h	28	31
1942	35	7	1956	7	45
1943 h	35	34	1959 h	10	10
1944 h	6	27	1962	7	45
1944	7	21	1966 h	17	3
1946	7	17	1967	24	14
1947 h	17	10	1969 h	16	13
1948	14	17	1973 h	24	10

Steelers won 9, lost 14, tied 1

STEELERS vs. GREEN BAY PACKERS

STEELERS PACKERS			STEELERS PACKERS		
1933	0	47	1949	30	7
1935	0	27	1951	33	35
1935 h	14	34	1951 h	28	7
1936	10	42	1953 h	31	14
1938	0	20	1954	21	20
1940	3	24	1957 h	10	27
1941 h	7	54	1960 h	13	19
1942	21	24	1963	14	33
1943 h	28	38	1965 h	9	41
1944	7	34	1967	24	17
1944 h	20	35	1969 h	34	38
1946	7	17	1970 h	12	20
1947	18	17	1975	16	13
1948 h	38	7			

Steelers won 8, lost 19

STEELERS vs. HOUSTON OILERS

STEELERS OILERS			STEELERS OILERS		
1970 h	7	19	1973	36	7
1970	7	3	1973 h	33	7
1971 h	23	16	1974	13	7
1971	3	29	1974 h	10	13
1972 h	24	7	1975 h	24	17
1972	9	3	1975	32	9

Steelers won 9, lost 3

STEELERS vs. KANSAS CITY CHIEFS

STEELERS CHIEFS			STEELERS CHIEFS		
1970 h	14	31	1974	34	24
1971	16	38	1975 h	28	3
1972 h	16	7			

Steelers won 3, lost 2

STEELERS vs. LOS ANGELES RAMS

	STEELERS	RAMS		STEELERS	RAMS
1938	7	13	1952	14	28
1939	14	14	1955	26	27
1941	14	17	1956 h	30	13
1944 h	28	30	1961	14	24
1944 h	6	33	1964 h	14	26
1947* h	7	48	1968	10	45
1948	14	31	1971 h	14	23
1949 h	7	7	1975	3	10

Steelers won 1, lost 13, tied 2

*Franchise transferred from Cleveland to Los Angeles after 1945 season.

STEELERS vs. MIAMI DOLPHINS

	STEELERS	DOLPHINS		STEELERS	DOLPHINS
1971	21	24	1973	26	30
1972	17	21			

(AFC Championship)

Steelers won 0, lost 3

STEELERS vs. MINNESOTA VIKINGS

	STEELERS	VIKINGS		STEELERS	VIKINGS
1962 h	39	31	1969	14	52
1964	10	30	1972 h	23	10
1967 h	27	41	1975	16	6

(Super Bowl IX)

Steelers won 3, lost 3

STEELERS vs. NEW ENGLAND PATRIOTS

	STEELERS	PATRIOTS		STEELERS	PATRIOTS
1972 h	33	3	1974	21	17

Steelers won 2, lost 0

STEELERS vs. NEW ORLEANS SAINTS

	STEELERS	SAINTS		STEELERS	SAINTS
1967	14	10	1969	24	27
1968 h	12	16	1974	28	7
1968	14	24			

Steelers won 2, lost 3

STEELERS vs. NEW YORK BULLDOGS

	STEELERS	BULLDOGS		STEELERS	BULLDOGS
1949 h	24	13	1949	27	0

Steelers won 2, lost 0

STEELERS vs. NEW YORK GIANTS

	STEELERS	GIANTS		STEELERS	GIANTS
1933	2	23	1952 h	63	7
1933	3	27	1953	14	10
1934 h	12	14	1954 h	12	14
1934	7	17	1954	3	24
1935 h	7	42	1955 h	30	23
1935	0	13	1955	19	17
1936 h	10	7	1956	10	38
1937 h	7	10	1956 h	14	17
1937	0	17	1957	0	35
1938 h	14	27	1957 h	21	10
1938	13	10	1958	31	10
1939 h	7	14	1958 h	6	17
1939	7	23	1959 h	16	21
1940 h	10	10	1959	14	9
1940	0	12	1960 h	17	19
1941 h	10	37	1960	24	27
1941	7	28	1961 h	14	17
1942 h	13	10	1961	21	42
1942	17	9	1962 h	27	31
1943 h	28	14	1962	20	17
1943	14	42	1963 h	31	0
1944	0	23	1963	17	33
1945 h	6	34	1964 h	27	24
1945	21	7	1964	44	17
1946 h	14	17	1965 h	13	23
1946	0	7	1965	10	35
1947	38	21	1966 h	34	34
1947 h	24	7	1966 h	47	28
1948	38	28	1967 h	24	27

1948 h	27	34	1967	20	28
1949 h	28	7	1968 h	20	34
1949	21	17	1969	7	10
1950 h	7	18	1969 h	17	21
1950	17	6	1971 h	17	13
1951 h	13	13			
1951	0	14			

Steelers won 26, lost 42, tied 3

STEELERS vs. NEW YORK JETS

	STEELERS	JETS		STEELERS	JETS
1970 h	21	17	1975	20	7
1973 h	26	14			

Steelers won 3, lost 0

STEELERS vs. OAKLAND RAIDERS

	STEELERS	RAIDERS		STEELERS	RAIDERS
1970	14	31	1973	14	33
1972h	34	28	(AFC Playoffs)		
1972h	13	7	1974h	0	17
(AFC Playoffs)			1974	24	13
1973	17	9	(AFC Championship)		
			1975h	16	10

Steelers won 5, lost 3

STEELERS vs. PHILADELPHIA EAGLES

	STEELERS	EAGLES		STEELERS	EAGLES
1933	6	25	1952 h	25	31
1934 h	0	17	1952	21	26
1934	9	7	1953	7	23
1935	17	7	1953 h	7	35
1935 h	6	17	1954	17	7
1936 h	17	0	1954 h	22	24
1936	6	0	1955 h	13	7
1936 *	27	14	1955	0	24
1937 **	16	7	1956 h	21	35
1938 h	7	27	1956	7	14
1938	7	14	1957 h	6	0
1939	14	17	1957	6	7
1939 h	24	12	1958 h	24	3
1940 h	7	3	1958 h	31	24
1940	0	7	1959	31	0
1941 h	7	10	1959 h	24	28
1941	7	7	1960	21	34
1942 h	14	24	1960 h	27	21
1942	14	0	1961	16	21
1945 h	3	45	1961 h	24	35
1945	6	30	1962 h	13	7
1946 h	10	7	1962	26	17
1946	7	10	1963	21	21
1947 h	35	24	1963 h	20	20
1947	0	21	1964	7	21
1947 h	0	21	1964 h	10	34
(Eastern Conference Playoff)			1965	20	14
1948 h	7	34	1965 h	13	47
1948	0	17	1966 h	14	31
1949 h	7	38	1966	23	27
1949	17	34	1967	24	34
1950 h	10	17	1968 h	6	3
1950	9	7	1969	27	41
1951 h	13	34	1970	20	30
1951	17	13	1974 h	27	0

Steelers won 25, lost 41, tied 3

*Buffalo, N.Y. **Charleston, W. Va.

STEELERS vs. ST. LOUIS CARDINALS

	STEELERS	CARDINALS		STEELERS	CARDINALS
1933	14	13	1958	27	20
1935 h	17	13	1958 h	28	21
1936	14	6	1959*	35	20
1937 h	7	13	1959	24	45
1939 h	0	10	1960 h	27	14
1940 h	7	7	1960	7	38
1942 h	19	3	1961 h	30	27
1943 h	34	13	1961	0	20

1945 h	23	0	1962	26	17
1946 h	14	7	1962 h	19	7
1948 h	7	24	1963 h	23	10
1950	28	17	1963	23	24
1950 h	28	7	1964	30	34
1951	28	14	1964 h	20	21
1952	17	14	1965 h	7	20
1952 h	34	28	1965	17	21
1953 h	31	28	1966 h	30	9
1953	21	17	1966	3	6
1954	14	17	1967 h	14	28
1954 h	20	17	1967	14	14
1955 h	14	7	1968	28	28
1956 h	14	7	1968 h	10	20
1956	27	38	1969 h	14	27
1957 h	29	20	1969	10	47
1957	27	2	1972	25	19

Steelers won 28, lost 20, tied 3

*Franchise transferred from Chicago to St. Louis after 1959 season.

STEELERS vs. SAN DIEGO CHARGERS

	STEELERS CHARGERS			STEELERS CHARGERS	
1971 h	21	17	1973 h	38	21
1972	24	2	1975	37	0

Steelers won 4, lost 0

STEELERS vs. SAN FRANCISCO 49ers

	STEELERS 49ers			STEELERS 49ers	
1951 h	24	28	1961 h	20	10
1952	24	7	1965	17	27
1954	3	31	1968 h	28	45
1958	20	23	1973	37	14

Steelers won 3, lost 5

STEELERS vs. WASHINGTON REDSKINS

	STEELERS REDSKINS			STEELERS REDSKINS	
1933	0	21	1952 h	24	28
1933	16	14	1952	24	23
1934 h	0	7	1953 h	9	17
1934	0	39	1953	14	13
1935 h	6	0	1954 h	37	7
1935	3	13	1954	14	17
1936 h	10	0	1955 h	14	23
1936	0	30	1955	17	28
1937*	20	34	1956 h	30	13
1937 h	21	13	1956	23	0
1938 h	0	7	1957 h	28	7
1938	0	15	1957	3	10
1939	14	44	1958 h	24	16
1939 h	14	21	1958	14	14
1940 h	10	40	1959 h	17	23
1940	10	37	1959	27	6
1941 h	20	24	1960	22	10
1941	3	23	1960 h	27	27
1942	14	24	1961 h	20	0
1942 h	0	14	1961	30	14
1943 h	14	14	1962 h	23	21
1943	27	14	1962	27	24
1944	20	42	1963 h	38	27
1945 h	0	14	1963	34	28
1945	0	24	1964 h	0	30
1946	14	14	1964	14	7
1946 h	14	7	1965 h	3	31
1947	26	27	1965	14	35
1947 h	21	14	1966 h	27	33
1948	14	17	1966	10	24
1948 h	10	7	1967 h	10	15
1949 h	14	27	1968	13	16
1949	14	27	1969 h	7	14
1950	7	24	1973 h	21	16
1950 h	26	7			
1951 h	7	22			
1951	20	10			

Steelers won 27, lost 40, tied 4

*Transferred from Boston to Washington after 1936 season.

43 YEARS WITH THE STEELERS—1933-75

1975

CHUCK NOLL, Head Coach

Steelers		Opp.
37	at San Diego	0 (W)
21	Buffalo	30 (L)
42	at Cleveland	6 (W)
20	Denver	9 (W)
34	Chicago	3 (W)
16	at Green Bay	13 (W)
30	at Cincinnati	24 (W)
24	Houston	17 (W)
28	Kansas City	3 (W)
32	at Houston	9 (W)
20	at New York Jets	7 (W)
31	Cleveland	17 (W)
35	Cincinnati	14 (W)
3	at Los Angeles	10 (L)
373	<i>Won 12, Lost 2,</i>	162

AFC Playoff Game

28	Baltimore	10 (W)
----	-----------------	--------

AFC Championship Game

16	Oakland	10 (W)
----	---------------	--------

SUPER BOWL X

21	Dallas	17 (W)
----	--------------	--------

1974

CHUCK NOLL, Head Coach

Steelers		Opp.
30	Baltimore	0 (W)
35	at Denver*	35 (T)
0	Oakland	17 (L)
13	at Houston	7 (W)
34	at Kansas City	24 (W)
20	Cleveland	16 (W)
24	Atlanta	17 (W)
27	Philadelphia	0 (W)
10	at Cincinnati	17 (L)
26	at Cleveland	16 (W)
28	at New Orleans	7 (W)
10	Houston	13 (L)
21	at New England	17 (W)
27	Cincinnati	3 (W)

305 *Won 10, Lost 3, Tied 1* 189

*overtime

AFC Playoff Game

32	Buffalo	14 (W)
----	---------------	--------

AFC Championship Game

24	at Oakland	13 (W)
----	------------------	--------

SUPER BOWL IX

16	Minnesota	6
----	-----------------	---

1973

CHUCK NOLL, Head Coach

Steelers		Opp.
24	Detroit	10 (W)
33	Cleveland	6 (W)
36	at Houston	7 (W)
38	San Diego	21 (W)
7	at Cincinnati	19 (L)
26	New York Jets	14 (W)
20	Cincinnati	13 (W)
21	Washington	16 (W)
17	at Oakland	9 (W)
13	Denver	23 (L)

16	at Cleveland	21 (L)
26	at Miami	30 (L)
33	Houston	7 (W)
37	at San Francisco	14 (W)

347 *Won 10, Lost 4* 210

AFC Playoff Game

14	at Oakland	33 (L)
----	------------------	--------

1972

CHUCK NOLL, Head Coach

Steelers		Opp.
34	Oakland	28 (W)
10	at Cincinnati	15 (L)
25	at St. Louis	19 (W)
13	at Dallas	17 (L)
24	Houston	7 (W)
33	New England	3 (W)
38	at Buffalo	21 (W)
40	Cincinnati	17 (W)
16	Kansas City	7 (W)
24	at Cleveland	26 (L)
23	Minnesota	10 (W)
30	Cleveland	0 (W)
9	at Houston	3 (W)
24	at San Diego	2 (W)

343 *Won 11, Lost 3* 175

AFC Playoff game

13	Oakland	7 (W)
----	---------------	-------

AFC Championship Game

17	Miami	21 (L)
----	-------------	--------

1971

CHUCK NOLL, Head Coach

Steelers		Opp.
15	at Chicago	17 (L)
21	Cincinnati	10 (W)
21	San Diego	17 (W)
17	at Cleveland	27 (L)
16	at Kansas City	38 (L)
23	Houston	16 (W)
21	at Baltimore	34 (L)
26	Cleveland	9 (W)
21	at Miami	24 (L)
17	New York Giants	13 (W)
10	Denver	22 (L)
3	at Houston	29 (L)
21	at Cincinnati	13 (W)
14	Los Angeles	23 (L)

246 *Won 6, Lost 8* 292

1970

CHUCK NOLL, Head Coach

Steelers		Opp.
7	Houston	19 (L)
13	at Denver	16 (L)
7	at Cleveland	15 (L)
23	Buffalo	10 (W)
7	at Houston	3 (W)
14	at Oakland	31 (L)
21	Cincinnati	10 (W)
21	New York	17 (W)
14	Kansas City	31 (L)
7	at Cincinnati	34 (L)
28	Cleveland	9 (W)

12	Green Bay	20	(L)
16	at Atlanta	27	(L)
20	at Philadelphia	30	(L)

210 *Won 5, Lost 9* 272

1969

CHUCK NOLL, Head Coach

Steelers		Opp.	
16	Detroit	13	(W)
27	at Philadelphia	41	(L)
14	St. Louis	27	(L)
7	at New York	10	(L)
31	at Cleveland	42	(L)
7	Washington	14	(L)
34	Green Bay	38	(L)
7	at Chicago	38	(L)
3	Cleveland	24	(L)
14	at Minnesota	52	(L)
10	at St. Louis	47	(L)
7	Dallas	10	(L)
17	New York	21	(L)
24	at New Orleans	27	(L)

218 *Won 1, Lost 13* 404

1968

BILL AUSTIN, Head Coach

Steelers		Opp.	
20	New York	34	(L)
10	at Los Angeles	45	(L)
7	Baltimore	41	(L)
24	at Cleveland	31	(L)
13	at Washington	16	(L)
12	New Orleans	16	(L)
6	Philadelphia	3	(W)
41	at Atlanta	21	(W)
28	at St. Louis	28	(T)
24	Cleveland	45	(L)
28	San Francisco	45	(L)
10	St. Louis	20	(L)
7	at Dallas	28	(L)
14	at New Orleans	24	(L)

244 *Won 2, Lost 11, Tied 1* 397

1967

BILL AUSTIN, Head Coach

Steelers		Opp.	
41	Chicago	13	(W)
14	St. Louis	28	(L)
24	at Philadelphia	34	(L)
10	at Cleveland	21	(L)
24	New York	27	(L)
21	Dallas	24	(L)
14	at New Orleans	10	(W)
14	Cleveland	34	(L)
14	at St. Louis	14	(T)
20	at New York	28	(L)
27	Minnesota	41	(L)
24	at Detroit	14	(W)
10	Washington	15	(L)
24	at Green Bay	17	(W)

281 *Won 4, Lost 9, Tied 1* 320

1966

BILL AUSTIN, Head Coach

Steelers		Opp.	
34	New York	34	(T)
17	Detroit	3	(W)
27	Washington	33	(L)

10	at Washington	24	(L)
10	at Cleveland	41	(L)
14	Philadelphia	31	(L)
21	at Dallas	52	(L)
16	Cleveland	6	(W)
30	St. Louis	9	(W)
7	Dallas	20	(L)
3	at St. Louis	6	(L)
23	at Philadelphia	27	(L)
47	at New York	28	(W)
57	at Atlanta	33	(W)

316 *Won 5, Lost 8, Tied 1* 347

1965

MIKE NIXON, Head Coach

Steelers		Opp.	
9	Green Bay	41	(L)
17	at San Francisco	27	(L)
13	New York	23	(L)
19	at Cleveland	24	(L)
7	St. Louis	20	(L)
20	at Philadelphia	14	(W)
22	Dallas	13	(W)
17	at St. Louis	21	(L)
17	at Dallas	24	(L)
3	Washington	31	(L)
21	Cleveland	42	(L)
10	at New York	35	(L)
13	Philadelphia	47	(L)
14	at Washington	35	(L)

202 *Won 2, Lost 12* 397

1964

BUDDY PARKER, Head Coach

Steelers		Opp.	
14	Los Angeles	26	(L)
27	New York	24	(W)
23	Dallas	17	(W)
7	at Philadelphia	21	(L)
23	at Cleveland	7	(W)
10	at Minnesota	30	(L)
10	Philadelphia	34	(L)
17	Cleveland	30	(L)
30	at St. Louis	34	(L)
0	Washington	30	(L)
44	at New York	17	(W)
20	St. Louis	21	(L)
14	at Washington	7	(W)
14	at Dallas	17	(L)

253 *Won 5, Lost 9* 315

1963

BUDDY PARKER, Head Coach

Steelers		Opp.	
21	at Philadelphia	21	(T)
31	New York	0	(W)
23	St. Louis	10	(W)
23	at Cleveland	35	(L)
23	at St. Louis	24	(L)
38	Washington	27	(W)
27	Dallas	21	(W)
14	at Green Bay	33	(L)
9	Cleveland	7	(W)
34	at Washington	28	(W)
17	Chicago	17	(T)
20	Philadelphia	20	(T)
24	at Dallas	19	(W)
17	at New York	33	(L)

321 *Won 7, Lost 4, Tied 3* 295

1962

BUDDY PARKER, Head Coach

Steelers	Opp.
7 at Detroit	45 (L)
30 at Dallas	28 (W)
27 New York	31 (L)
13 Philadelphia	7 (W)
20 at New York	17 (W)
27 Dallas	42 (L)
14 Cleveland	41 (L)
39 Minnesota	31 (W)
26 at St. Louis	17 (W)
23 Washington	21 (W)
14 at Cleveland	35 (L)
19 St. Louis	7 (W)
26 at Philadelphia	17 (W)
27 at Washington	24 (W)
312	Won 9, Lost 5 363

Playoff Bowl in Miami

10	Detroit	17 (L)
----	---------------	--------

1961

BUDDY PARKER, Head Coach

Steelers	Opp.
24 at Dallas	27 (L)
14 New York	17 (L)
14 at Los Angeles	24 (L)
16 at Philadelphia	21 (L)
20 Washington	0 (W)
28 Cleveland	30 (L)
20 San Francisco	10 (W)
17 at Cleveland	13 (W)
37 Dallas	7 (W)
21 at New York	42 (L)
30 St. Louis	27 (W)
24 Philadelphia	35 (L)
30 at Washington	14 (W)
0 at St. Louis	20 (L)
295	Won 6, Lost 8 287

1960

BUDDY PARKER, Head Coach

Steelers	Opp.
35 at Dallas	28 (W)
20 at Cleveland	28 (L)
17 New York	19 (L)
27 St. Louis	14 (W)
27 at Washington	27 (T)
13 Green Bay	19 (L)
7 at Philadelphia	34 (L)
24 at New York	27 (L)
14 Cleveland	10 (W)
22 Washington	10 (W)
27 Philadelphia	21 (W)
7 at St. Louis	38 (L)
240	Won 5, Lost 6, Tied 1 275

1959

BUDDY PARKER, Head Coach

Steelers	Opp.
17 Cleveland	7 (W)
17 Washington	23 (L)
24 at Philadelphia	28 (L)
27 at Washington	6 (W)
16 New York	21 (L)
24 at Chicago Cards	45 (L)
10 Detroit	10 (T)
14 at New York	9 (W)

21 at Cleveland	20 (W)
31 Philadelphia	0 (W)
21 at Chicago Bears	27 (L)
35 Chicago Cards	20 (W)

257 Won 6, Lost 5, Tied 1 196

1958

BUDDY PARKER, Head Coach

Steelers	Opp.
20 at San Francisco	23 (L)
12 Cleveland	45 (L)
24 Philadelphia	3 (W)
10 at Cleveland	27 (L)
6 at New York	17 (L)
24 Washington	16 (W)
31 at Philadelphia	24 (W)
31 New York	10 (W)
27 at Chicago Cards	20 (W)
24 Chicago Bears	10 (W)
14 at Washington	14 (T)
38 Chicago Cards	21 (W)

261 Won 7, Lost 4, Tied 1 230

1957

BUDDY PARKER, Head Coach

Steelers	Opp.
28 Washington	7 (W)
12 Cleveland	23 (L)
29 Chicago Cards	20 (W)
0 at New York	35 (L)
6 Philadelphia	0 (W)
19 at Baltimore	13 (W)
0 at Cleveland	24 (L)
10 Green Bay	27 (L)
6 at Philadelphia	7 (L)
21 New York	10 (W)
3 at Washington	10 (L)
27 at Chicago Cards	2 (W)

161 Won 6, Lost 6, Tied 1 178

1956

WALT KIESLING, Head Coach

Steelers	Opp.
30 Washington	13 (W)
10 Cleveland	14 (W)
21 Philadelphia	35 (L)
10 at New York	38 (L)
24 at Cleveland	16 (W)
14 New York	17 (L)
7 at Philadelphia	14 (L)
14 Chicago Cards	7 (W)
27 at Chicago Cards	38 (L)
30 Los Angeles	13 (W)
7 at Detroit	45 (L)
23 at Washington	0 (W)

217 Won 5, Lost 7 250

1955

WALT KIESLING, Head Coach

Steelers	Opp.
14 Chicago Cards	7 (W)
26 at Los Angeles	27 (L)
30 New York	23 (W)
13 Philadelphia	7 (W)
19 at New York	17 (W)
0 at Philadelphia	24 (L)
13 at Chicago Cards	27 (L)
28 Detroit	31 (L)

14	at Cleveland.....	41	(L)
14	Washington	23	(L)
7	Cleveland.....	30	(L)
17	at Washington	28	(L)

195 *Won 4, Lost 8* 285

1954

WALT KIESLING, Head Coach

Steelers		Opp.	
21	at Green Bay	20	(W)
37	Washington	7	(W)
22	at Philadelphia	24	(L)
55	Cleveland.....	27	(W)
17	Philadelphia	7	(W)
14	at Chicago Cards	17	(L)
6	New York.....	30	(L)
14	at Washington	17	(L)
3	San Francisco	31	(L)
20	Chicago Cards	17	(W)
3	at New York.....	24	(L)
7	at Cleveland.....	42	(L)

219 *Won 5, Lost 7* 263

1953

JOE BACH, Head Coach

Steelers		Opp.	
21	at Detroit	38	(L)
24	New York.....	14	(W)
31	Chicago Cards	28	(W)
7	at Philadelphia	23	(L)
31	Green Bay	14	(W)
7	Philadelphia	35	(L)
16	at Cleveland.....	34	(L)
14	at New York.....	10	(W)
16	Cleveland.....	20	(L)
9	Washington	17	(L)
21	at Chicago Cards	17	(W)
14	at Washington	13	(W)

211 *Won 6, Lost 6* 263

1952

JOE BACH, Head Coach

Steelers		Opp.	
25	Philadelphia	31	(L)
20	Cleveland.....	21	(L)
21	at Philadelphia	26	(L)
24	Washington	28	(L)
34	at Chicago Cards	28	(W)
24	at Washington	23	(W)
6	Detroit	31	(L)
28	at Cleveland.....	29	(L)
17	Chicago Cards	14	(W)
63	New York.....	7	(W)
24	at San Francisco	7	(W)
14	at Los Angeles	28	(L)

300 *Won 5, Lost 7* 245

1951

JOHN MICHELOSEN

Steelers		Opp.	
13	New York.....	13	(T)
33	at Green Bay	35	(L)
24	San Francisco	28	(L)
0	at Cleveland.....	17	(L)
28	at Chicago Cards	14	(W)
13	Philadelphia	34	(L)
28	Green Bay	7	(W)
7	Washington	22	(L)
17	at Philadelphia	13	(W)

0	at New York.....	14	(L)
0	Cleveland.....	28	(L)
20	at Washington	10	(W)

183 *Won 4, Lost 7, Tied 1* 235

1950

**JOHN MICHELOSEN
Head Coach**

Steelers		Opp.	
7	New York.....	18	(L)
7	at Detroit	10	(L)
26	at Washington	7	(W)
17	Cleveland.....	30	(L)
17	at New York.....	6	(W)
10	Philadelphia	17	(L)
7	at Cleveland.....	45	(L)
9	at Philadelphia	7	(W)
17	Baltimore.....	7	(W)
28	at Chicago Cards	17	(W)
7	Washington	24	(L)
28	Chicago Cards	7	(W)

180 *Won 6, Lost 6* 195

1949

**JOHN MICHELOSEN,
Head Coach**

Steelers		Opp.	
28	New York Giants.....	7	(W)
14	Washington	27	(L)
14	Detroit	7	(W)
21	at New York Giants.....	17	(W)
24	New York Bulldogs	13	(W)
7	Philadelphia	38	(L)
14	at Washington	27	(L)
7	Los Angeles	7	(T)
30	at Green Bay	7	(W)
17	at Philadelphia	34	(L)
21	at Chicago Bears	30	(L)
27	at New York Bulldogs	0	(W)

224 *Won 6, Lost 5, Tied 1* 214

1948

**JOHN MICHELOSEN,
Head Coach**

Steelers		Opp.	
14	at Washington	17	(L)
24	Boston	14	(W)
10	Washington	7	(W)
7	at Boston	13	(L)
27	at New York.....	34	(L)
7	Philadelphia	37	(L)
38	Green Bay	7	(W)
7	Chicago Cards	24	(L)
14	at Detroit	17	(L)
0	at Philadelphia	17	(L)
38	New York.....	28	(W)
14	at Los Angeles	31	(L)

200 *Won 4, Lost 8* 243

1947

**JOCK SUTHERLAND,
Head Coach**

Steelers		Opp.	
17	Detroit	10	(W)
7	Los Angeles	48	(L)
26	at Washington	27	(L)
30	at Boston	14	(W)
35	Philadelphia	24	(W)

38	at New York	21 (W)
18	at Green Bay	17 (W)
21	Washington	14 (W)
24	New York	7 (W)
7	at Chicago Bears	49 (L)
0	at Philadelphia	21 (L)
17	Boston	7 (W)
240	<i>Won 8, Lost 4</i>	259

Eastern Division Playoff

0	Philadelphia	21 (L)
---	--------------	--------

1945

JIM LEONARD, Head Coach

Steelers		Opp.
7	at Boston	28 (L)
6	New York	34 (L)
0	Washington	14 (L)
21	at New York	7 (W)
6	Boston	10 (L)
3	Philadelphia	45 (L)
23	Chicago Cards	0 (W)
6	at Philadelphia	30 (L)
7	Chicago Bears	28 (L)
0	at Washington	24 (L)
82	<i>Won 2, Lost 8</i>	220

1946

JOCK SUTHERLAND, Head Coach

Steelers		Opp.
14	Chicago Cards	7 (W)
14	at Washington	14 (T)
14	New York	17 (L)
16	Boston	7 (W)
7	at Green Bay	17 (L)
33	at Boston	7 (W)
14	Washington	7 (W)
7	at Detroit	17 (L)
10	Philadelphia	7 (W)
0	at New York	7 (L)
7	at Philadelphia	10 (L)
136	<i>Won 5, Lost 5, Tied 1</i>	117

1944*

WALT KIESLING and PHIL HANDLER, Head Coaches

Steelers		Opp.
28	Cleveland	30 (L)
7	Green Bay	34 (L)
7	at Chicago Bears	34 (L)
0	at New York	23 (L)
20	at Washington	42 (L)
6	Detroit	27 (L)
7	at Detroit	21 (L)
6	**Cleveland	33 (L)
20	**Green Bay	35 (L)
7	Chicago Bears	49 (L)
108	<i>Won 0, Lost 10</i>	328

*Combined with Chicago
Cards

**Home game played in Chicago.

1943*

WALT KIESLING and GREASY NEALE, Head Coaches

Steelers		Opp.
17	**Brooklyn	0 (W)
28	**New York	14 (W)
21	at Chicago Bears	48 (L)
14	at New York	42 (L)
34	Chicago Cards	3 (W)
14	**Washington	14 (T)
7	at Brooklyn	13 (L)
35	Detroit	34 (W)
27	at Washington	14 (W)
28	**Green Bay	38 (L)

225	<i>Won 5, Lost 4, Tied 1</i>	220
-----	------------------------------	-----

*Combined with Philadelphia
Eagles

**Home game played in Philadelphia.

1942

WALT KIESLING, Head Coach

Steelers		Opp.
14	Philadelphia	24 (L)
14	at Washington	24 (L)
13	New York	10 (W)
7	at Brooklyn	0 (W)
14	at Philadelphia	0 (W)
0	Washington	14 (L)
17	at New York	9 (W)
35	at Detroit	7 (W)
19	Chicago Cards	3 (W)
13	Brooklyn	0 (W)
21	at Green Bay	24 (L)

167	<i>Won 7, Lost 4</i>	119
-----	----------------------	-----

1941

BERT BELL, ALDO DONELLI and WALT KIESLING, Head Coaches

Steelers		Opp.
14	at Cleveland	17 (L)
7	Philadelphia	10 (L)
10	New York	37 (L)
20	Washington	24 (L)
7	at New York	28 (L)
7	at Chicago Bears	34 (L)
3	at Washington	23 (L)
7	at Philadelphia	7 (T)
14	Brooklyn	7 (W)
7	Green Bay	54 (L)
7	at Brooklyn	35 (L)

103	<i>Won 1, Lost 9, Tied 1</i>	276
-----	------------------------------	-----

1940

WALT KIESLING, Head Coach

Steelers		Opp.
7	Chicago Cards	7 (T)
10	New York	10 (T)
10	at Detroit	7 (W)
3	Brooklyn	10 (L)
10	Washington	40 (L)
0	at Brooklyn	21 (L)
0	at New York	12 (L)

3	at Green Bay	24	(L)
10	at Washington	37	(L)
7	Philadelphia	3	(W)
0	at Philadelphia	7	(L)
<hr/>			
60	Won 2, Lost 7, Tied 2	178	

1939

WALT KIESLING and JOHN BLOOD, Head Coaches

Steelers	Opp.
7 at Brooklyn	12 (L)
0 Chicago Cards	10 (L)
0 Chicago Bears	32 (L)
7 New York	14 (L)
14 at Washington	44 (L)
14 Washington	21 (L)
14 at Cleveland	14 (T)
13 at Brooklyn	17 (L)
7 at New York	23 (L)
14 at Philadelphia	17 (L)
24 Philadelphia	12 (W)
<hr/>	
114 Won 1, Lost 9, Tied 1	216

1938

JOHN BLOOD, Head Coach

Steelers		Opp.	
7	at Detroit	16	(L)
14	New York	27	(L)
7	at Philadelphia	27	(L)
17	at Brooklyn	3	(W)
13	at New York	10	(W)
7	Brooklyn	17	(L)
0	at Green Bay	20	(L)
0	Washington	7	(L)
7	at Philadelphia	14	(L)
0	at Washington	15	(L)
7	at Cleveland	13	(L)
<hr/>			
79	<i>Won 2, Lost 9</i>	169	

1937

JOHN BLOOD, Head Coach

Steelers		Opp.	
27	Philadelphia	14	(W)
21	at Brooklyn	0	(W)
7	New York	10	(L)
0	Chicago Bears	7	(L)
3	at Detroit	7	(L)
20	at Washington	34	(L)
7	Chicago Cards	13	(L)
16	at Philadelphia	7	(W)
0	at New York	17	(L)
21	Washington	13	(W)
0	Brooklyn	23	(L)
<hr/>			
122	Won 4, Lost 7	145	

1936

JOE BACH, Head Coach

Steelers		Opp.
10	Boston	0 (W)
10	at Brooklyn	6 (W)
10	New York	7 (W)

9	Chicago Bears	27	(L)
17	Philadelphia	0	(W)
6	at Chicago Bears	26	(L)
10	at Green Bay	42	(L)
10	Brooklyn	7	(W)
6	at Philadelphia	0	(W)
3	at Detroit	28	(L)
6	at Chicago Cards	14	(L)
0	at Boston	30	(L)
<hr/>			
97	Won 6, Lost 6	187	

1935

JOE BACH, Head Coach

Steelers		Opp.	
17	at Philadelphia	7	(W)
7	New York	42	(L)
7	Chicago Bears	23	(L)
0	at Green Bay	27	(L)
6	Philadelphia	17	(L)
17	Chicago Cards	13	(W)
6	Boston	0	(W)
7	Brooklyn	13	(L)
16	at Brooklyn	7	(W)
14	Green Bay	34	(L)
3	at Boston	13	(L)
0	at New York	13	(L)
<hr/>			
100	<i>Won 4, Lost 8</i>		209

1934

LUBY DiMEOLO, Head Coach

Steelers		Opp.	
13	Cincinnati.....	0	(W)
0	Boston	7	(L)
0	Philadelphia	17	(L)
12	New York	14	(L)
9 at	Philadelphia	7	(W)
0	Chicago Bears	28	(L)
0 at	Boston	39	(L)
7 at	New York	17	(L)
3 at	Brooklyn	21	(L)
7 at	Detroit	40	(L)
0 at	St. Louis.....	6	(L)
0	Brooklyn	10	(L)
51	<i>Won 2, Lost 10</i>		206

1933

JAP DOUDS, Head Coach

Steelers		Opp.
17	Cincinnati.....	0 (W)
2	New York	23 (L)
14	Chicago Cardinals	13 (W)
6	Boston	21 (L)
0	at Green Bay	47 (L)
0	at Cincinnati.....	0 (T)
16	at Boston	14 (W)
3	at Brooklyn	3 (T)
0	Brooklyn	32 (L)
6	at Philadelphia	25 (L)
3	at New York.....	27 (L)
<hr/>		
67	Won 3, Lost 6, Tied 2	205

PRESEASON RESULTS

1975(3-4)

Pitt. vs. All Stars at Chicago	21-14
Pitt. vs. Philadelphia at Pittsburgh	14-17
Pitt. vs. Oakland at Berkeley	21-24
Pitt. vs. Baltimore at Baltimore	31-10
Pitt. vs. New York Giants at Princeton	7-24
Pitt. vs. New Orleans at Pittsburgh	24-13
Pitt. vs. Dallas at Dallas	16-17

1974(6-0)

Pitt. vs. New Orleans at New Orleans	26-7
Pitt. vs. Chicago at Pittsburgh	50-21
Pitt. vs. Philadelphia at Philadelphia*	33-30
Pitt. vs. New York Giants at Pittsburgh	17-7
Pitt. vs. Washington at Washington	21-19
Pitt. vs. Dallas at Dallas	41-15

*overtime

1973 (4-2)

Pitt. vs. Baltimore at Pittsburgh	34-7
Pitt. vs. Minnesota at Bloomington	6-10
Pitt. vs. Philadelphia at Philadelphia	17-3
Pitt. vs. New York Giants at New York	24-29
Pitt. vs. Green Bay at Green Bay	30-22
Pitt. vs. Atlanta at Pittsburgh	19-0

1972 (4-1-1)

Pitt. vs. New York Giants at Pittsburgh	28-10
Pitt. vs. New York Jets at Seattle	22-3
Pitt. vs. Atlanta at Atlanta	31-17
Pitt. vs. Baltimore at Tampa	13-16
Pitt. vs. New Orleans at Memphis	56-7
Pitt. vs. Washington at Pittsburgh	10-10

1971 (3-2-0)

Pitt. vs. Green Bay at Green Bay	16-13
Pitt. vs. Cincinnati at Cincinnati	13-20
Pitt. vs. Minnesota at Pittsburgh	21-26
Pitt. vs. New York Jets at Cleveland	35-21
Pitt. vs. New York Giants at New York	20-3

1970 (4-1-0)

Pitt. vs. Miami at Jacksonville	10-16
Pitt. vs. Minnesota at Bloomington	20-13
Pitt. vs. New York Giants at Pittsburgh	21-6
Pitt. vs. Boston at Shreveport	31-3
Pitt. vs. Oakland at Oakland	20-6

1969 (2-3-0)

Pitt. vs. St. Louis at Norfolk, Va.	12-27
Pitt. vs. New Orleans at Baton Rouge, La.	34-24
Pitt. vs. Cincinnati at Pittsburgh	13-23
Pitt. vs. Green Bay at Green Bay	19-31
Pitt. vs. New York Giants at Montreal	17-13

1968 (1-4-0)

Pitt. vs. St. Louis at St. Louis	7-24
Pitt. vs. San Diego at San Diego	36-33
Pitt. vs. Cincinnati at Morgantown, W. Va.	3-19
Pitt. vs. Green Bay at Milwaukee	17-21
Pitt. vs. Washington at Norfolk, Va.	17-24

1967 (2-3-0)

Pitt. vs. Green Bay at Green Bay	20-31
Pitt. vs. New Orleans at Baton Rouge, La.	17-20
Pitt. vs. St. Louis at Nashville	24-13
Pitt. vs. San Diego at San Diego	16-7
Pitt. vs. Washington at Norfolk, Va.	10-16

1966 (1-4-0)

Pitt. vs. New York Giants at Ithaca, N.Y.	14-16
Pitt. vs. Minnesota at Portland	6-35
Pitt. vs. San Francisco at Portland	34-17
Pitt. vs. Green Bay at Green Bay	6-17
Pitt. vs. Cleveland at Birmingham, Ala.	10-14

1965 (0-5-0)

Pitt. vs. Minnesota at Atlanta	21-31
Pitt. vs. New York Giants at New Haven, Conn.	7-16
Pitt. vs. Baltimore at Atlanta	10-38
Pitt. vs. San Francisco at Providence, R.I.	9-23
Pitt. vs. Cleveland at Akron	16-28

1964 (1-3-0)

Pitt. vs. Philadelphia at Allentown, Pa.	13-24
Pitt. vs. Cleveland at Akron	7-42
Pitt. vs. San Francisco at Omaha	17-14
Pitt. vs. Baltimore at Canton	17-48

1963 (3-2-0)

Pitt. vs. Green Bay at Miami	7-27
Pitt. vs. Philadelphia at Bethlehem, Pa.	24-13
Pitt. vs. Baltimore at Atlanta	14-17
Pitt. vs. Detroit at Detroit	22-7
Pitt. vs. Cleveland at Canton	16-7

1962 (2-3-0)

Pitt. vs. Chicago Bears at Atlanta	19-14
Pitt. vs. Cleveland at Cleveland	10-33
Pitt. vs. Detroit at Detroit	20-26
Pitt. vs. Philadelphia at Hershey, Pa.	14-35
Pitt. vs. Baltimore at Pittsburgh	20-9

1961 (2-3-0)

Pitt. vs. Baltimore at Roanoke, Va.	24-20
Pitt. vs. Detroit at Pittsburgh	14-17
Pitt. vs. St. Louis at Jacksonville	24-14
Pitt. vs. Cleveland at Akron	6-38
Pitt. vs. Chicago Bears at Chicago	21-24

1960 (2-3-1)

Pitt. vs. Toronto Argonauts at Toronto	43-16
Pitt. vs. Green Bay at New Orleans	13-20
Pitt. vs. Cleveland at Pittsburgh	24-27
Pitt. vs. Detroit at Detroit	6-13
Pitt. vs. Baltimore at Miami	34-28
Pitt. vs. Chicago Bears at Chicago	21-21

1959 (2-4-0)

Pitt. vs. Cleveland at Pittsburgh	34-20
Pitt. vs. Chicago Cardinals at Austin, Texas	10-21
Pitt. vs. Chicago Bears at Houston	14-54
Pitt. vs. Baltimore at Miami	21-30
Pitt. vs. Chicago Cardinals at St. Louis	21-13
Pitt. vs. Green Bay at Minneapolis	10-13

1958 (2-4-0)

Pitt. vs. Cleveland at Akron	0-10
Pitt. vs. Green Bay at Milwaukee	3-0
Pitt. vs. Chicago Bears at Pittsburgh	10-17
Pitt. vs. Baltimore at Buffalo	13-10
Pitt. vs. Chicago Cardinals at St. Louis	7-21
Pitt. vs. Los Angeles at Los Angeles	6-31

1957 (2-3-1)

Pitt. vs. Chicago Bears at Jacksonville, Fla.	7-24
Pitt. vs. Cleveland at Akron	13-28
Pitt. vs. Philadelphia at Philadelphia	17-12
Pitt. vs. Detroit at Buffalo	20-14
Pitt. vs. Chicago Bears at Pittsburgh	10-37
Pitt. vs. Green Bay at Minneapolis	10-10

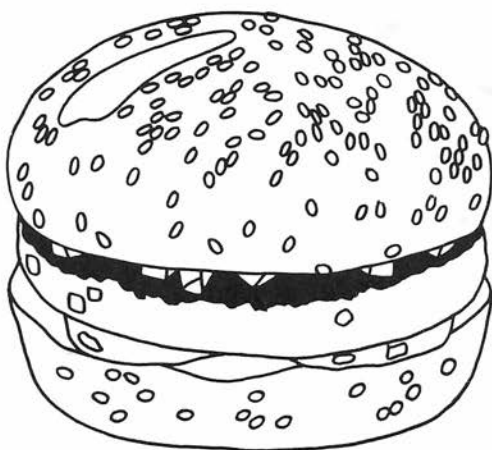
1956 (2-3-0)

Pitt. vs. Detroit at Toledo, Ohio	15-20
Pitt. vs. Baltimore at Cincinnati	16-37
Pitt. vs. Chicago Bears at Pittsburgh	10-21
Pitt. vs. Philadelphia at Minneapolis	14-12
Pitt. vs. Los Angeles at Portland	20-17

1955 (1-5-0)

Pitt. vs. Los Angeles at Portland	24-35
Pitt. vs. San Francisco at Sacramento	14-60
Pitt. vs. Green Bay at Green Bay	16-14
Pitt. vs. Detroit at Miami	0-24
Pitt. vs. Philadelphia at Pittsburgh	21-24
Pitt. vs. Baltimore at Buffalo	17-44

Before or after the game,
there's always a McDonald's®
between the Steelers and home.



Quarter Pounder*®

Where the meat is the star™

N. Huntingdon, Pa.
McKnight Rd., Pittsburgh, Pa.
Mt. Lebanon Blvd., Pittsburgh, Pa.
608 Wood St., Pittsburgh, Pa.
Murtland Ave., Washington, Pa.
W. Main St., Uniontown, Pa.
Fifth & Locust, McKeesport, Pa.
Bellevue, Pa.
Bethel Park, Pa.
Beaver Falls, Pa.
Wexford, Pa.
North Versailles, Pa.
New Stanton, Pa.
Lower Burrell, Pa.
New Castle, Pa.
Monaca, Pa.

Greensburg, Pa.
Clairton Blvd., Pittsburgh, Pa.
Forbes Ave., Pittsburgh, Pa.
423 Wood St., Pittsburgh, Pa.
Chestnut St., Washington, Pa.
Morgantown St., Uniontown, Pa.
Walnut S., McKeesport, Pa.
Penn Hills, Pa.
Wilkinsburg, Pa.
Latrobe, Pa.
Monroeville, Pa.
Natrona Heights, Pa.
Waynesburg, Pa.
Baden, Pa.
Butler, Pa.
Harmarville, Pa.
Morgantown, W. Va.



*Weight before cooking—1/4 pound

Mellon Banking

It's a better way to bank.

Mellon Banking is all those advantages in banking services that help you do more with your money. And the more of our services you take advantage of, the more Mellon Banking can help you. Mellon Banking is modern and advanced. But it's banking with people in mind.

That's the way we like to do things. And the way we'll keep on doing them.

Mellon Bank

Iron City.

**If you're
the expert,
we're the beer.**

Steelers 76

**From the instant of play
to the last instant replay,
stay with Channel 11.**

PRESEASON

Fri.	July	23	COLLEGE ALL STARS.....	9:00 P.M.
			@ Chicago	
Sat.	July	31	@ NEW ORLEANS SAINTS.....	9:00 P.M.
Mon.	Aug.	9	@ PHILADELPHIA EAGLES....	8:00 P.M.
Sat.	Aug.	14	@ WASHINGTON REDSKINS ..	9:00 P.M.
Fri.	Aug.	20	NEW YORK GIANTS.....	8:00 P.M.
Sat.	Aug.	28	@ DALLAS COWBOYS	9:00 P.M.
Sat.	Sept.	4	NEW YORK JETS.....	8:00 P.M.*

*Delayed telecast.
Time to be announced.

REGULAR SEASON

Sun.	Sept.	12	@ OAKLAND RAIDERS	4:00 P.M.
Sun.	Sept.	19	CLEVELAND BROWNS	1:00 P.M.
Sun.	Sept.	26	NEW ENGLAND PATRIOTS.....	1:00 P.M.
Mon.	Oct.	4	@ MINNESOTA VIKINGS	9:00 P.M.
Sun.	Oct.	10	@ CLEVELAND BROWNS	1:00 P.M.
Sun.	Oct.	17	CINCINNATI BENGALS	1:00 P.M.
Sun.	Oct.	24	@ NEW YORK GIANTS	1:00 P.M.
Sun.	Oct.	31	SAN DIEGO CHARGERS	1:00 P.M.
Sun.	Nov.	7	@ KANSAS CITY CHIEFS	2:00 P.M.
Sun.	Nov.	14	MIAMI DOLPHINS	1:00 P.M.
Sun.	Nov.	21	HOUSTON OILERS	1:00 P.M.
Sun.	Nov.	28	@ CINCINNATI BENGALS	4:00 P.M.
Sun.	Dec.	5	TAMPA BUCCANEERS	1:00 P.M.
Sat.	Dec.	11	@ HOUSTON OILERS	4:00 P.M.

Your Super Steeler station.

WIICTV **e11even**